

## TWSA Australian - Water-skiers Ranking list 2021

**Notes :** This is the official ranking list of TWSA.

- It will be published three time each season 1<sup>st</sup> November, 1<sup>st</sup> February, 1<sup>st</sup> May
- Only scores done in the previous 12 months from the publication dates will be considered for the ranking lists
- It includes all received homologation dossiers for the 12 months before the date of the ranking list  
TWSA L or R competitions are inputted automatically.  
For other missing competitions, please send a link to the scorebook of the competition.
- Slalom, tricks and jump ranking lists are made with the **2 best performances they can be from the same tournament**
- Ties on the ranking list will be broken by taking the highest score first to break the tie, then backed up by the second score, then the third score and so on
- Competitions homologated as L or higher are included
- Overall ranking list is made with the overall score made in one round of one competition.  
overall formulas are based on TWSA records base scores.
- For Slalom and Overall a skier must be skiing at the max Slalom speed for a division to be included in the ranking list for that division
- All Divisions are all skiers who have achieved a third event National Rating score or higher
- Slalom only scores above minimum start speed for a division are used for most divisions only scores where skiers shorten the rope at division maximum speed are used the exception to this is the O35 Divisions where speed is not considered when shorting the rope
- The O35 Overalls are based on the division overall base scores for your division then ranked in order regardless of divisions

If you find an error, have corrections or suggestions, please email me [bruce.cockburn6@gmail.com](mailto:bruce.cockburn6@gmail.com)

Please mention **skier Name, competition code, and what the correct score is.**

If you click on link below it will take you to age group you want to look at

<a href="#">All Slalom</a>	<a href="#">All Tricks</a>	<a href="#">All Jump</a>	
<a href="#">Open Men Slalom</a>	<a href="#">Open Men Tricks</a>	<a href="#">Open Men Jump</a>	<a href="#">Open Men Overall</a>
<a href="#">Open Women Slalom</a>	<a href="#">Open Women Tricks</a>	<a href="#">Open Women Jump</a>	<a href="#">Open Women Overall</a>
<a href="#">Over 21 Men Slalom</a>	<a href="#">Over 21 Men Tricks</a>	<a href="#">Over 21 Men Jump</a>	<a href="#">Over 21 Men Overall</a>
<a href="#">Over 21 Women Slalom</a>	<a href="#">Over 21 Women Tricks</a>	<a href="#">Over 21 Women Jump</a>	<a href="#">Over 21 Women Overall</a>
<a href="#">Under 21 Men Slalom</a>	<a href="#">Under 21 Men Tricks</a>	<a href="#">Under 21 Men Jump</a>	<a href="#">Under 21 Men Overall</a>
<a href="#">Under 21 Women Slalom</a>	<a href="#">Under 21 Women Tricks</a>	<a href="#">Under 21 Women Jump</a>	<a href="#">Under 21 Women Overall</a>
<a href="#">Under 17 Boys Slalom</a>	<a href="#">Under 17 Boys Tricks</a>	<a href="#">Under 17 Boys Jump</a>	<a href="#">Under 17 Boys Overall</a>
<a href="#">Under 17 Girls Slalom</a>	<a href="#">Under 17 Girls Tricks</a>	<a href="#">Under 17 Girls Jump</a>	<a href="#">Under 17 Girls Overall</a>
<a href="#">Under 14 Boys Slalom</a>	<a href="#">Under 14 Boys Tricks</a>	<a href="#">Under 14 Boys Jump</a>	<a href="#">Under 14 Boys Overall</a>
<a href="#">Under 14 Girls Slalom</a>	<a href="#">Under 14 Girls Tricks</a>	<a href="#">Under 14 Girls Jump</a>	<a href="#">Under 14 Girls Overall</a>
<a href="#">Under 12 Boys Slalom</a>	<a href="#">Under 12 Boys Tricks</a>	<a href="#">Under 12 Boys Jump</a>	<a href="#">Under 12 Boys Overall</a>
<a href="#">Under 12 Girls Slalom</a>	<a href="#">Under 12 Girls Tricks</a>	<a href="#">Under 12 Girls Jump</a>	<a href="#">Under 12 Girls Overall</a>
<a href="#">Under 10 Boys Slalom</a>	<a href="#">Under 10 Boys Tricks</a>		<a href="#">Under 10 Boys Overall</a>
<a href="#">Under 10 Girls Slalom</a>	<a href="#">Under 10 Girls Tricks</a>		<a href="#">Under 10 Girls Overall</a>
<a href="#">Over 35 Men Slalom</a>	<a href="#">Over 35 Men Tricks</a>	<a href="#">Over 35 Men Jump</a>	<a href="#">Over 35 Men Overall</a>
<a href="#">Over 35 Women Slalom</a>	<a href="#">Over 35 Women Tricks</a>	<a href="#">Over 35 Women Jump</a>	<a href="#">Over 35 Women Overall</a>



# Australian Ranking List as at 30 April 2021

## All Slalom



	Name	State	Birth Year	Ranking	Best	Location	2nd Best	Location	World Ranking Score	World Ranking						Last Ranking
				Score	Score		Score			Open	U21	U17	U15	O35	O45	
1	Nicholas Adams	VIC	1988	1.75@10.25m58k	2.00@10.25m58k	21AUS110	1.50@10.25m58k	21AUS076								1
2	Joel Howley	QLD	1992	4.75@10.75m58k	0.50@10.25m58k	21AUS065	3.00@10.75m58k	21AUS065								7
3	Peter Cornale	QLD	1971	4.75@10.75m55k	5.50@10.75m55k	21AUS065	4.00@10.75m55k	21AUS058	4.75@10.75				6			3
4	Chris Cockburn	NSW	1979	3.75@10.75m55k	4.00@10.75m55k	21AUS032	3.50@10.75m55k	21AUS013								4
5	Jack Christie	VIC	2000	3.50@10.75m58k	4.00@10.75m58k	21AUS065	3.00@10.75m58k	21AUS065	0.50@10.75	78	17					2
6	Lucas Cornale	QLD	2005	3.25@10.75m58k	3.25@10.75m58k	21AUS065	3.25@10.75m58k	21AUS030	3.25@10.75	52	8	1				8
7	Trent Nelson Cranfield	ACT	1995	3.00@10.75m58k	3.00@10.75m58k	21AUS065	3.00@10.75m58k	21AUS045	3.00@10.75	56						5
8	Archie Davis	ACT	1998	2.75@10.75m58k	4.00@10.75m58k	21AUS110	1.50@10.75m58k	21AUS065								9
9	Thomas Ryan	VIC	1996	2.50@10.75m58k	2.50@10.75m58k	21AUS065	2.50@10.75m58k	21AUS034								5
10	Venessa Vieke	WA	1983	2.25@10.75m55k	3.00@10.75m55k	21S077R	1.50@10.75m55k	21S018R		8			3			
11	Robert Banks	VIC	1980	1.50@10.75m55k	2.00@10.75m55k	21AUS063	1.00@10.75m55k	21AUS037	1.50@10.75				11			11
12	Patrick Crisp	VIC	1996	5.13@11.25m58k	1.25@10.75m58k	21AUS047	3.00@11.25m58k	21AUS047	4.88@11.25	92						12
13	Barry Mason	NSW	1961	4.50@11.25m55k	0.50@10.75m55k	21AUS032	2.50@11.25m55k	21AUS045								14
14	Brad Williams	QLD	1972	3.50@11.25m55k	4.00@11.25m55k	21AUS058	3.00@11.25m55k	21AUS058	3.00@11.25				49			10
15	Emma Habermann	QLD	1975	3.25@11.25m52k	0.00@10.75m52k	21AUS020	0.50@11.25m52k	21AUS020								
16	Sade Ferguson	QLD	2003	3.25@11.25m55k	3.50@11.25m55k	21AUS056	3.00@11.25m55k	21AUS062	2.75@11.25	35	11					15
17	John Adams	VIC	1959	3.13@11.25m55k	3.25@11.25m55k	21AUS110	3.00@11.25m55k	21AUS063	2.88@11.25					38		12
18	Joseph Sherry	VIC	2001	2.75@11.25m58k	3.50@11.25m58k	21AUS065	2.00@11.25m58k	21AUS048	2.75@11.25	114	35					20
19	David Finimore	VIC	1976	2.50@11.25m55k	3.00@11.25m55k	21AUS054	2.00@11.25m55k	21AUS065	2.50@11.25				24			23
20	Dion Butler	WA	1979	2.25@11.25m55k	2.50@11.25m55k	21AUS031	2.00@11.25m55k	21AUS017	2.25@11.25				25			23
20	Scott Reeves	QLD	1984	2.25@11.25m55k	2.50@11.25m55k	21AUS044	2.00@11.25m55k	21AUS065	2.25@11.25				26			50
22	Lee Bray	VIC	1978	2.00@11.25m55k	2.00@11.25m55k	21AUS106	2.00@11.25m55k	21AUS037	2.00@11.25				27			
22	Bailey Christie	VIC	2002	2.00@11.25m58k	2.00@11.25m58k	21AUS063	2.00@11.25m58k	21AUS110	0.50@11.25	144	52					18
22	Corey Saddington	VIC	2002	2.00@11.25m58k	2.00@11.25m58k	21AUS065	2.00@11.25m58k	21AUS054	2.00@11.25	132	45					26
25	Jacob Saddington	VIC	2007	1.50@11.25m55k	2.00@11.25m55k	21AUS063	1.00@11.25m55k	21AUS063	0.50@11.25			1				67
26	Joshua Briant	NSW	1995	0.25@11.25m58k	2.00@11.25m58k	21AUS110	4.50@12.00m58k	21AUS065								29
27	Mark Hooper	NSW	1973	0.00@11.25m55k	1.00@11.25m55k	21AUS032	5.00@12.00m55k	21AUS032	4.75@12.00				76			23
28	Joshua Wallent	SA	1997	5.75@12.00m58k	1.50@11.25m58k	21AUS041	4.00@12.00m58k	21AUS027	5.75@12.00	154						
29	Mitchell Barber	NSW	1988	5.75@12.00m58k	0.50@11.25m58k	21AUS110	5.00@12.00m58k	21AUS065	5.75@12.00	155						19
30	Thomas Bennett	VIC	2000	5.00@12.00m58k	0.50@11.25m58k	21AUS065	3.50@12.00m58k	21AUS034								22
31	Jarrah Burgess	VIC	1996	4.75@12.00m58k	5.50@12.00m58k	21AUS034	4.00@12.00m58k	21AUS110								29
32	Randall Rogers	QLD	1976	4.50@12.00m55k	5.00@12.00m55k	21AUS044	4.00@12.00m55k	21AUS044	3.75@12.00				28			45
33	Jason Ackland	QLD	1972	4.50@12.00m55k	4.50@12.00m55k	21AUS044	4.50@12.00m55k	21AUS030	4.50@12.00				81			52
34	Damon Nottle	WA	1970	4.25@12.00m58k	4.50@12.00m58k	21AUS056	4.00@12.00m58k	21AUS056	4.00@11.25				42			92
34	Tayla Simmonds	QLD	2003	4.25@12.00m55k	4.50@12.00m55k	21AUS044	4.00@12.00m55k	21AUS056	4.25@12.00	62	19					34
36	Jason Miller	NSW	1993	4.00@12.00m58k	5.00@12.00m58k	21AUS058	3.00@12.00m58k	21AUS058	2.75@12.00	188						



## Australian Ranking List as at 30 April 2021

### All Slalom Continued



	Name	State	Birth Year	Ranking	Best	Location	2nd Best	Location	World Ranking Score	World Ranking						Last Ranking
				Score	Score		Score			Open	U21	U17	U15	O35	O45	
37	Ben Cosgriff	VIC	2003	4.00@12.00m58k	4.50@12.00m58k	21AUS065	3.50@12.00m58k	21AUS063								35
38	Ryan Fitzgerald	QLD	2005	4.00@12.00m58k	4.00@12.00m58k	21AUS020	4.00@12.00m58k	21AUS012	4.00@12.00	168	63	21				54
38	Erica Hayes	NSW	2008	4.00@12.00m52k	4.00@12.00m52k	21AUS045	4.00@12.00m52k	21AUS013	3.50@12.00			2				111
40	Steven Moss	WA	1988	3.75@12.00m58k	4.00@12.00m58k	20AUS111	3.50@12.00m58k	20AUS111								40
41	Greg Keeley	NSW	1977	3.50@12.00m58k	4.00@12.00m58k	21AUS034	3.00@12.00m58k	21AUS065	3.25@12.00	181						31
42	Finn Sheehy	QLD	2005	3.25@12.00m58k	4.50@12.00m58k	21AUS065	2.00@12.00m58k	21AUS030	3.25@12.00	177	72	25				125
43	Joel O'Toole	NSW	2003	3.25@12.00m58k	3.50@12.00m58k	21AUS065	3.00@12.00m58k	21AUS065	2.75@12.00	189	78					56
44	Greig Little	QLD	1954	3.00@12.00m52k	4.50@12.00m52k	21AUS058	1.50@12.00m52k	21AUS044	3.00@12.00						31	
45	Graham Cavanagh	WA	1965	3.00@12.00m55k	4.00@12.00m55k	21AUS031	2.00@12.00m55k	21AUS031	1.00@12.00					105		39
46	Ruby Di Salvo	QLD	1994	3.00@12.00m55k	3.00@12.00m55k	21AUS065	3.00@12.00m55k	21AUS058	3.00@12.00	70						
47	Nigel Sparrow	VIC	1971	2.88@12.00m55k	3.25@12.00m55k	21AUS110	2.50@12.00m55k	21AUS034	2.63@12.00					95		75
48	Wayne Briant	NSW	1960	2.50@12.00m55k	2.50@12.00m55k	21AUS065	2.50@12.00m55k	21AUS065								46
49	Dane Black	VIC	1978	2.25@12.00m55k	4.50@12.00m55k	21AUS063	0.00@12.00m55k	21AUS037	2.25@12.00					30		40
50	Georgia Cavanagh	WA	2000	2.25@12.00m55k	3.00@12.00m55k	21AUS031	1.50@12.00m55k	21AUS031	5.75@13.00	111	46					72
51	Kristy Appleton	QLD	2007	2.00@12.00m52k	2.50@12.00m52k	21AUS065	1.50@12.00m52k	21AUS044	2.00@12.00			3				113
52	Peter Barbuto	VIC	1975	2.00@12.00m55k	2.00@12.00m55k	21AUS110	2.00@12.00m55k	21AUS047	2.00@12.00					100		55
53	Milla Bennett	VIC	2004	1.75@12.00m55k	2.00@12.00m55k	21AUS034	1.50@12.00m55k	21AUS110	0.25@12.00	103	42	15				90
53	Mark Demartini	QLD	1965	1.75@12.00m55k	2.00@12.00m55k	21AUS058	1.50@12.00m55k	21AUS058								63
53	Toby Gilmour	VIC	1983	1.75@12.00m55k	2.00@12.00m55k	21AUS063	1.50@12.00m55k	21AUS063	0.50@12.00					36		88
56	Shane Coulter	NSW	1969	1.50@12.00m55k	2.00@12.00m55k	21AUS045	1.00@12.00m55k	21AUS054	1.50@12.00					105		60
56	Bryce Smith	QLD	2007	1.50@12.00m55k	2.00@12.00m55k	21AUS030	1.00@12.00m55k	21AUS030	1.25@12.00			8				78
56	Chris Veal	VIC	1963	1.50@12.00m55k	2.00@12.00m55k	21AUS021	1.00@12.00m55k	21AUS048	1.50@12.00					103		73
59	Lara Butlin	NSW	2004	1.50@12.00m55k	1.50@12.00m55k	21AUS054	1.50@12.00m55k	21AUS110	1.50@12.00	93	36	11				67
60	Jamie Mitchell	SA	1974	1.25@12.00m55k	2.00@12.00m55k	21AUS048	0.50@12.00m55k	21AUS048	0.25@12.00					113		61
61	Carl Klopogge	VIC	1967	1.00@12.00m55k	3.00@12.00m55k	21AUS063	5.00@13.00m55k	21AUS110								76
62	Brian Heys	VIC	1951	1.00@12.00m52k	2.50@12.00m52k	21AUS063	5.50@13.00m52k	21AUS065	5.25@13.00						49	52
63	Callan Ashcroft	NSW	2003	1.00@12.00m58k	1.00@12.00m58k	21AUS065	1.00@12.00m58k	21AUS110	0.00@12.00	234	106					50
63	Hilary Munro	QLD	1994	1.00@12.00m55k	1.00@12.00m55k	21AUS058	1.00@12.00m55k	21AUS044	1.25@12.00							
65	Chris Jones	QLD	1977	0.88@12.00m55k	1.50@12.00m55k	21AUS058	0.25@12.00m55k	21AUS058								134
66	Paul Sheehy	QLD	1970	0.75@12.00m58k	2.00@12.00m58k	21AUS030	5.50@13.00m58k	21AUS030	5.75@13.00	238				52		32
67	Casey Wooderson	QLD	1999	0.25@12.00m55k	1.50@12.00m55k	21AUS020	5.00@13.00m55k	21AUS065	0.25@12.00	105						46
68	Ethan Mckinnon	NSW	2000	0.00@12.00m58k	3.00@12.00m58k	20C998B	3.00@13.00m58k	Best -6 Buoys								74
68	William Smith	QLD	2006	0.00@12.00m58k	3.00@12.00m58k	21AUS020	3.00@13.00m58k	Best -6 Buoys	5.00@13.00	242	111	42				120
70	Toby Daff	VIC	1986	5.75@13.00m58k	0.50@12.00m58k	21AUS076	5.00@13.00m58k	21AUS034								65
71	Layne Moroney	VIC	2002	5.63@13.00m55k	1.00@12.00m55k	21AUS037	4.25@13.00m55k	21AUS037	5.00@13.00	118	49					61
72	Sue Crisp	VIC	1954	5.50@13.00m49k	1.00@12.00m49k	21AUS063	4.00@13.00m49k	21AUS065	5.50@13.00						7	113







## Australian Ranking List as at 30 April 2021

### All Slalom Continued



	Name	State	Birth Year	Ranking	Best	Location	2nd Best	Location	World Ranking Score	World Ranking					Last Ranking
				Score	Score		Score			Open	U21	U17	U15	O35	
145	Brett Andrews	WA	1964	3.50@14.25m55k	4.00@14.25m55k	21AUS062	3.00@14.25m55k	21AUS038	0.75@14.25					163	178
145	Sarah Lochner	VIC	1995	3.50@14.25m55k	4.00@14.25m55k	21AUS065	3.00@14.25m55k	21AUS063							159
145	Taj Reeves	QLD	2011	3.50@14.25m49k	4.00@14.25m49k	21AUS065	3.00@14.25m49k	21AUS065							218
148	Jacob Hailand	WA	2000	3.25@14.25m58k	4.50@14.25m58k	21AUS062	2.00@14.25m58k	21AUS017	3.25@14.25	296	151				146
149	Jake Dowding	WA	1996	3.25@14.25m58k	4.00@14.25m58k	21AUS009	2.50@14.25m58k	21AUS009							195
150	Lochie Butlin	NSW	2006	3.25@14.25m58k	3.50@14.25m58k	21AUS110	3.00@14.25m58k	21AUS065	3.25@14.25	298	152	55			105
150	Damien Wilson	WA	1974	3.25@14.25m55k	3.50@14.25m55k	21AUS009	3.00@14.25m55k	21AUS009	1.50@14.25				152		144
152	Jai Herbert	VIC	2001	3.00@14.25m58k	4.50@14.25m58k	21AUS063	1.50@14.25m58k	21AUS029	3.00@14.25	299	153				
153	Dave Ryan	VIC	1962	3.00@14.25m55k	3.00@14.25m55k	21AUS034	3.00@14.25m55k	21AUS034							145
154	Lee Martin	VIC	1962	2.75@14.25m55k	3.50@14.25m55k	21AUS029	2.00@14.25m55k	21AUS029							159
155	Jackson Cross	QLD	2004	2.75@14.25m58k	3.00@14.25m58k	21AUS030	2.50@14.25m58k	21AUS065	2.75@14.25	302	155	57			146
156	Peter Smith	VIC	1958	2.50@14.25m55k	3.00@14.25m55k	21AUS063	2.00@14.25m55k	21AUS065	2.50@14.25					158	182
157	Gabrielle Brien	VIC	2004	2.50@14.25m55k	2.50@14.25m55k	21AUS110	2.50@14.25m55k	21AUS034	1.75@14.25	215	104	41			156
158	Lauren Stephen	VIC	2004	2.25@14.25m55k	3.00@14.25m55k	21AUS063	1.50@14.25m55k	21AUS029	2.25@14.25	209	101	40			192
159	Kurt Neiberding	QLD	1971	2.00@14.25m55k	5.00@14.25m55k	21AUS020	5.00@16.00m55k	Best -6 Buoys							
160	Caitlin Dennis	VIC	2005	2.00@14.25m55k	2.00@14.25m55k	21AUS063	2.00@14.25m55k	21AUS110	1.50@14.25	217	106	42			167
160	Jett Sheehy	QLD	2008	2.00@14.25m55k	2.00@14.25m55k	21AUS044	2.00@14.25m55k	21AUS030	2.00@14.25			29			194
162	David Hall	SA	1957	1.75@14.25m55k	2.00@14.25m55k	21AUS048	1.50@14.25m55k	21AUS048							
162	Cara O'Connor	QLD	2004	1.75@14.25m55k	2.00@14.25m55k	21AUS030	1.50@14.25m55k	21AUS030	4.75@16.00	228	115	49			171
162	Zarhli Reeves	QLD	2010	1.75@14.25m52k	2.00@14.25m52k	21AUS065	1.50@14.25m52k	21AUS012	1.75@14.25			16			162
162	Aaron Sands	WA	1980	1.75@14.25m55k	2.00@14.25m55k	21AUS031	1.50@14.25m55k	21AUS056	1.75@14.25				47		86
166	Karmen Cornale	QLD	2003	1.50@14.25m55k	2.00@14.25m55k	21AUS058	1.00@14.25m55k	21AUS030	1.50@14.25	216	105				173
166	Tiger Stone	NSW	2008	1.50@14.25m52k	2.00@14.25m52k	21AUS013	1.00@14.25m52k	21AUS013							176
166	Alexei Werner	VIC	2006	1.50@14.25m58k	2.00@14.25m58k	21AUS065	1.00@14.25m58k	21AUS065	0.50@14.25	311	161	60			254
169	Leigh Emmins	VIC	1988	1.25@14.25m58k	3.00@14.25m58k	21AUS065	5.50@16.00m58k	21AUS037	1.25@14.25	305					206
170	Stella Thomas	SA	2005	1.25@14.25m55k	1.50@14.25m55k	21AUS048	1.00@14.25m55k	21AUS059	1.25@14.25	220	108	44			221
171	Matilda Hughes	SA	2000	1.00@14.25m55k	1.00@14.25m55k	21AUS059	1.00@14.25m55k	21AUS048							204
171	Caitlin Macdonald	VIC	2004	1.00@14.25m55k	1.00@14.25m55k	21AUS065	1.00@14.25m55k	21AUS065	1.00@14.25	221	109	45			189
173	Martin Ayles	SA	1975	0.38@14.25m55k	1.50@14.25m55k	21AUS065	5.25@16.00m55k	21AUS065	0.00@14.25				153		
174	Layton Copping	SA	1956	0.00@14.25m55k	0.50@14.25m55k	21AUS048	5.50@16.00m55k	21AUS059							188
175	Kynan Spencer	WA	2003	5.75@16.00m58k	1.00@14.25m58k	21AUS009	4.50@16.00m58k	21AUS062	5.75@16.00	317	163				193
176	Jaycee Ashcroft	NSW	2005	5.50@16.00m55k	1.00@14.25m55k	21AUS110	4.00@16.00m55k	21AUS029	5.50@16.00	226	114	48			205
176	Fyn Mitchell	SA	2007	5.50@16.00m55k	1.00@14.25m55k	21AUS059	4.00@16.00m55k	21AUS048	4.50@16.00			32			207
178	Leigh Southwell	ACT	1954	5.25@16.00m52k	5.50@16.00m52k	21AUS045	5.00@16.00m52k	21AUS045	2.25@16.00					73	265
179	Murray Dyson	NSW	1993	4.50@16.00m58k	1.50@14.25m58k	21AUS030	1.50@16.00m58k	21AUS030	2.50@16.00	331					
179	Braden Mole	QLD	2005	4.50@16.00m58k	1.50@14.25m58k	21AUS065	1.50@16.00m58k	Best -6 Buoys							237
















		Australian Ranking List as at 30 April 2021 Open Men Slalom												
		Name	State	Birth Year	Ranking Score	Best Score	Location	2nd Best Score	Location	World Ranking Score				
										Open	U21	U17	U15	
1	Nicholas Adams	VIC	1988	1.75@10.25m58k	2.00@10.25m58k	21AUS110	1.50@10.25m58k	21AUS076						1
2	Joel Howley	QLD	1992	4.75@10.75m58k	0.50@10.25m58k	21AUS065	3.00@10.75m58k	21AUS065						5
3	Jack Christie	VIC	2000	3.50@10.75m58k	4.00@10.75m58k	21AUS065	3.00@10.75m58k	21AUS065	0.50@10.75	78	17			2
4	Lucas Cornale	QLD	2005	3.25@10.75m58k	3.25@10.75m58k	21AUS065	3.25@10.75m58k	21AUS030	3.25@10.75	52	8	1		15
5	Trent Nelson Cranfield	ACT	1995	3.00@10.75m58k	3.00@10.75m58k	21AUS065	3.00@10.75m58k	21AUS045	3.00@10.75	56				3
6	Archie Davis	ACT	1998	2.75@10.75m58k	4.00@10.75m58k	21AUS110	1.50@10.75m58k	21AUS065						6
7	Thomas Ryan	VIC	1996	2.50@10.75m58k	2.50@10.75m58k	21AUS065	2.50@10.75m58k	21AUS034						3
8	Patrick Crisp	VIC	1996	5.13@11.25m58k	1.25@10.75m58k	21AUS047	3.00@11.25m58k	21AUS047	4.88@11.25	92				7
9	Joseph Sherry	VIC	2001	2.75@11.25m58k	3.50@11.25m58k	21AUS065	2.00@11.25m58k	21AUS048	2.75@11.25	114	35			11
10	Bailey Christie	VIC	2002	2.00@11.25m58k	2.00@11.25m58k	21AUS063	2.00@11.25m58k	21AUS110	0.50@11.25	144	52			9
10	Corey Saddington	VIC	2002	2.00@11.25m58k	2.00@11.25m58k	21AUS065	2.00@11.25m58k	21AUS054	2.00@11.25	132	45			14
12	Joshua Briant	NSW	1995	0.25@11.25m58k	2.00@11.25m58k	21AUS110	4.50@12.00m58k	21AUS065						17
13	Joshua Wallent	SA	1997	5.75@12.00m58k	1.50@11.25m58k	21AUS041	4.00@12.00m58k	21AUS027	5.75@12.00	154				
14	Mitchell Barber	NSW	1988	5.75@12.00m58k	0.50@11.25m58k	21AUS110	5.00@12.00m58k	21AUS065	5.75@12.00	155				10
15	Thomas Bennett	VIC	2000	5.00@12.00m58k	0.50@11.25m58k	21AUS065	3.50@12.00m58k	21AUS034						13
16	Jarrah Burgess	VIC	1996	4.75@12.00m58k	5.50@12.00m58k	21AUS034	4.00@12.00m58k	21AUS110						17
17	Damon Nottle	WA	1970	4.25@12.00m58k	4.50@12.00m58k	21AUS056	4.00@12.00m58k	21AUS056	4.00@11.25					37
18	Jason Miller	NSW	1993	4.00@12.00m58k	5.00@12.00m58k	21AUS058	3.00@12.00m58k	21AUS058	2.75@12.00	188				
19	Ben Cosgriff	VIC	2003	4.00@12.00m58k	4.50@12.00m58k	21AUS065	3.50@12.00m58k	21AUS063						20
20	Ryan Fitzgerald	QLD	2005	4.00@12.00m58k	4.00@12.00m58k	21AUS020	4.00@12.00m58k	21AUS012	4.00@12.00	168	63	21		28
21	Steven Moss	WA	1988	3.75@12.00m58k	4.00@12.00m58k	20AUS111	3.50@12.00m58k	20AUS111						23
22	Greg Keeley	NSW	1977	3.50@12.00m58k	4.00@12.00m58k	21AUS034	3.00@12.00m58k	21AUS065	3.25@12.00	181				19
23	Finn Sheehy	QLD	2005	3.25@12.00m58k	4.50@12.00m58k	21AUS065	2.00@12.00m58k	21AUS030	3.25@12.00	177	72	25		42
24	Joel O'Toole	NSW	2003	3.25@12.00m58k	3.50@12.00m58k	21AUS065	3.00@12.00m58k	21AUS065	2.75@12.00	189	78			29
25	Callan Ashcroft	NSW	2003	1.00@12.00m58k	1.00@12.00m58k	21AUS065	1.00@12.00m58k	21AUS110	0.00@12.00	234	106			26
26	Paul Sheehy	QLD	1970	0.75@12.00m58k	2.00@12.00m58k	21AUS030	5.50@13.00m58k	21AUS030	5.75@13.00	238				
27	Ethan Mckinnon	NSW	2000	0.00@12.00m58k	3.00@12.00m58k	20C998B	3.00@13.00m58k	Best -6 Buoys						32
27	William Smith	QLD	2006	0.00@12.00m58k	3.00@12.00m58k	21AUS020	3.00@13.00m58k	Best -6 Buoys	5.00@13.00	242	111	42		
29	Toby Daff	VIC	1986	5.75@13.00m58k	0.50@12.00m58k	21AUS076	5.00@13.00m58k	21AUS034						30
30	Byron Nottle	WA	2003	4.25@13.00m58k	4.50@13.00m58k	21AUS038	4.00@13.00m58k	21AUS062	3.50@13.00	258	120			55
31	Lugaidh Jennings-Galla	NSW	2004	3.25@13.00m58k	4.00@13.00m58k	21AUS054	2.50@13.00m58k	21AUS054	2.75@13.00	271	131	46		65
32	Dylan Veal	VIC	2001	3.00@13.00m58k	3.00@13.00m58k	21AUS048	3.00@13.00m58k	21AUS048	2.25@13.00	275	134			41

		<h2 style="text-align: center;">Australian Ranking List as at 30 April 2021</h2> <h3 style="text-align: center;">Open Women Slalom</h3>												
Rank	Name	State	Birth Year	Ranking Score	Best Score	Location	2nd Best Score	Location	World Ranking Score	World Ranking				Last Ranking
										Open	U21	U17	U15	
1	Venessa Vieke	WA	1983	2.25@10.75m55k	3.00@10.75m55k	21S077R	1.50@10.75m55k	21S018R		8				
2	Sade Ferguson	QLD	2003	3.25@11.25m55k	3.50@11.25m55k	21AUS056	3.00@11.25m55k	21AUS062	2.75@11.25	35	11			1
3	Tayla Simmonds	QLD	2003	4.25@12.00m55k	4.50@12.00m55k	21AUS044	4.00@12.00m55k	21AUS056	4.25@12.00	62	19			3
4	Ruby Di Salvo	QLD	1994	3.00@12.00m55k	3.00@12.00m55k	21AUS065	3.00@12.00m55k	21AUS058	3.00@12.00	70				
5	Georgia Cavanagh	WA	2000	2.25@12.00m55k	3.00@12.00m55k	21AUS031	1.50@12.00m55k	21AUS031	5.75@13.00	111	46			10
6	Milla Bennett	VIC	2004	1.75@12.00m55k	2.00@12.00m55k	21AUS034	1.50@12.00m55k	21AUS110	0.25@12.00	103	42	15		14
7	Lara Butlin	NSW	2004	1.50@12.00m55k	1.50@12.00m55k	21AUS054	1.50@12.00m55k	21AUS110	1.50@12.00	93	36	11		9
8	Hilary Munro	QLD	1994	1.00@12.00m55k	1.00@12.00m55k	21AUS058	1.00@12.00m55k	21AUS044	1.25@12.00					
9	Casey Wooderson	QLD	1999	0.25@12.00m55k	1.50@12.00m55k	21AUS020	5.00@13.00m55k	21AUS065	0.25@12.00	105				6
10	Layne Moroney	VIC	2002	5.63@13.00m55k	1.00@12.00m55k	21AUS037	4.25@13.00m55k	21AUS037	5.00@13.00	118	49			7
11	Isabel Shaw	NSW	2006	4.75@13.00m55k	5.00@13.00m55k	21AUS076	4.50@13.00m55k	21AUS065	4.25@13.00	125	52	18		
12	Molly Ferguson	QLD	2001	3.88@13.00m55k	4.25@13.00m55k	21AUS056	3.50@13.00m55k	21AUS062	1.13@18.25	270	139			5
13	Cathryn Gordon	VIC	1983	3.75@13.00m55k	5.00@13.00m55k	21AUS029	2.50@13.00m55k	21AUS029						
14	Jennifer Ackerly	NSW	2005	3.75@13.00m55k	4.50@13.00m55k	21AUS076	3.00@13.00m55k	21AUS065	3.75@13.00	134	57	21		
15	Hope Englebretsen	QLD	1997	3.25@13.00m55k	4.00@13.00m55k	21AUS065	2.50@13.00m55k	21AUS065	3.25@13.00	139				
16	Lucy Christie	QLD	1998	2.25@13.00m55k	2.50@13.00m55k	21AUS065	2.00@13.00m55k	21AUS045	2.25@13.00	159				11
17	Tara Ryan	VIC	1994	2.00@13.00m55k	5.00@13.00m55k	21AUS065	5.00@14.25m55k	Best -6 Buoys						8
18	Nicki Cockburn	NSW	1979	2.00@13.00m55k	2.00@13.00m55k	21AUS032	2.00@13.00m55k	21AUS013						20
19	Anthea Colliccoat	VIC	1995	1.50@13.00m55k	2.00@13.00m55k	21AUS065	1.00@13.00m55k	21AUS029	1.50@13.00	170				12
20	Brooke Tremelling	VIC	1999	1.25@13.00m55k	2.00@13.00m55k	21AUS021	0.50@13.00m55k	21AUS048	1.25@13.00					
21	Sierra Nowlan	NSW	2002	1.00@13.00m55k	4.00@13.00m55k	21AUS065	4.00@14.25m55k	Best -6 Buoys						4
22	Kiera Wiseman	QLD	2005	0.50@13.00m55k	2.00@13.00m55k	21AUS020	5.00@14.25m55k	21AUS063	0.50@13.00	179	81	30		
23	Stephanie Cosgriff	VIC	2005	5.00@14.25m55k	2.00@13.00m55k	21AUS037	2.00@14.25m55k	Best -6 Buoys	4.75@14.25	189	88	33		
24	Emma Neiberding	QLD	2004	5.00@14.25m55k	1.00@13.00m55k	21AUS020	3.00@14.25m55k	21AUS020	4.50@14.25	192	90	35		28
25	Chelsea Brien	VIC	2001	4.50@14.25m55k	5.00@14.25m55k	21AUS110	4.00@14.25m55k	21AUS029	4.50@14.25	193	91			24
26	Lisa Cavanagh	WA	1971	4.50@14.25m55k	4.50@14.25m55k	21AUS062	4.50@14.25m55k	21AUS031	4.50@14.25	194				13
27	Olivia Colliccoat	VIC	1993	4.25@14.25m55k	4.50@14.25m55k	21AUS065	4.00@14.25m55k	21AUS065						15
28	Shania Browne	TAS	1999	4.00@14.25m55k	5.00@14.25m55k	21AUS032	3.00@14.25m55k	21AUS032						18
29	Sarah Lochner	VIC	1995	3.50@14.25m55k	4.00@14.25m55k	21AUS065	3.00@14.25m55k	21AUS063						25
30	Gabrielle Brien	VIC	2004	2.50@14.25m55k	2.50@14.25m55k	21AUS110	2.50@14.25m55k	21AUS034	1.75@14.25	215	104	41		23
31	Lauren Stephen	VIC	2004	2.25@14.25m55k	3.00@14.25m55k	21AUS063	1.50@14.25m55k	21AUS029	2.25@14.25	209	101	40		33
32	Caitlin Dennis	VIC	2005	2.00@14.25m55k	2.00@14.25m55k	21AUS063	2.00@14.25m55k	21AUS110	1.50@14.25	217	106	42		
33	Cara O'Connor	QLD	2004	1.75@14.25m55k	2.00@14.25m55k	21AUS030	1.50@14.25m55k	21AUS030	4.75@16.00	228	115	49		26
34	Karmen Cornale	QLD	2003	1.50@14.25m55k	2.00@14.25m55k	21AUS058	1.00@14.25m55k	21AUS030	1.50@14.25	216	105			27
35	Stella Thomas	SA	2005	1.25@14.25m55k	1.50@14.25m55k	21AUS048	1.00@14.25m55k	21AUS059	1.25@14.25	220	108	44		38
36	Matilda Hughes	SA	2000	1.00@14.25m55k	1.00@14.25m55k	21AUS059	1.00@14.25m55k	21AUS048						35
36	Caitlin Macdonald	VIC	2004	1.00@14.25m55k	1.00@14.25m55k	21AUS065	1.00@14.25m55k	21AUS065	1.00@14.25	221	109	45		31
38	Jaycee Ashcroft	NSW	2005	5.50@16.00m55k	1.00@14.25m55k	21AUS110	4.00@16.00m55k	21AUS029	5.50@16.00	226	114	48		
39	Grace Griffiths	NSW	2000	4.00@16.00m55k	4.50@16.00m55k	21AUS032	3.50@16.00m55k	21AUS032						34
40	Shelly Macdonald	VIC	1970	3.00@16.00m55k	4.00@16.00m55k	21AUS063	2.00@16.00m55k	21AUS106	3.00@16.00	237				41
41	Melissa Angel	QLD	1982	3.00@16.00m55k	3.00@16.00m55k	21AUS030	3.00@16.00m55k	21AUS030						36
42	Georgia Standing	SA	2003	2.00@16.00m55k	2.00@16.00m55k	21AUS048	2.00@16.00m55k	21AUS048						45
42	Melanie Ward	QLD	1986	2.00@16.00m55k	2.00@16.00m55k	21AUS065	2.00@16.00m55k	21AUS058	2.00@16.00					



## Australian Ranking List as at 30 April 2021

### Over 21 Men Slalom



	Name	State	Birth Year	Ranking Score	Best Score	Location	2nd Best Score	Location	World Ranking Score	World Ranking					Last Ranking
										Open	O35	O45	O55	O65	
1	Nicholas Adams	VIC	1988	1.75@10.25m58k	2.00@10.25m58k	21AUS110	1.50@10.25m58k	21AUS076							1
2	Joel Howley	QLD	1992	4.75@10.75m58k	0.50@10.25m58k	21AUS065	3.00@10.75m58k	21AUS065							4
3	Trent Nelson Cranfield	ACT	1995	3.00@10.75m58k	3.00@10.75m58k	21AUS065	3.00@10.75m58k	21AUS045	3.00@10.75	56					2
4	Archie Davis	ACT	1998	2.75@10.75m58k	4.00@10.75m58k	21AUS110	1.50@10.75m58k	21AUS065							5
5	Thomas Ryan	VIC	1996	2.50@10.75m58k	2.50@10.75m58k	21AUS065	2.50@10.75m58k	21AUS034							2
6	Patrick Crisp	VIC	1996	5.13@11.25m58k	1.25@10.75m58k	21AUS047	3.00@11.25m58k	21AUS047	4.88@11.25	92					6
7	Joshua Briant	NSW	1995	0.25@11.25m58k	2.00@11.25m58k	21AUS110	4.50@12.00m58k	21AUS065							10
8	Joshua Wallent	SA	1997	5.75@12.00m58k	1.50@11.25m58k	21AUS041	4.00@12.00m58k	21AUS027	5.75@12.00	154					7
9	Mitchell Barber	NSW	1988	5.75@12.00m58k	0.50@11.25m58k	21AUS110	5.00@12.00m58k	21AUS065	5.75@12.00	155					7
10	Jarrah Burgess	VIC	1996	4.75@12.00m58k	5.50@12.00m58k	21AUS034	4.00@12.00m58k	21AUS110							10
11	Damon Nottle	WA	1970	4.25@12.00m58k	4.50@12.00m58k	21AUS056	4.00@12.00m58k	21AUS056	4.00@11.25				42		21
12	Jason Miller	NSW	1993	4.00@12.00m58k	5.00@12.00m58k	21AUS058	3.00@12.00m58k	21AUS058	2.75@12.00	188					
13	Steven Moss	WA	1988	3.75@12.00m58k	4.00@12.00m58k	20AUS111	3.50@12.00m58k	20AUS111							15
14	Greg Keeley	NSW	1977	3.50@12.00m58k	4.00@12.00m58k	21AUS034	3.00@12.00m58k	21AUS065	3.25@12.00	181					12
15	Paul Sheehy	QLD	1970	0.75@12.00m58k	2.00@12.00m58k	21AUS030	5.50@13.00m58k	21AUS030	5.75@13.00	238			52		
16	Toby Daff	VIC	1986	5.75@13.00m58k	0.50@12.00m58k	21AUS076	5.00@13.00m58k	21AUS034							18
17	Jarrod Faoro	VIC	1985	1.50@13.00m58k	2.00@13.00m58k	21AUS065	1.00@13.00m58k	21AUS063							
18	Dion Anderson	QLD	1993	1.25@13.00m58k	2.00@13.00m58k	20AUS111	0.50@13.00m58k	20AUS111							22
19	Lachlan Schultz	VIC	1999	0.50@13.00m58k	2.00@13.00m58k	21AUS065	5.00@14.25m58k	21AUS063							
20	Lewis Dowding	WA	1998	5.00@14.25m58k	2.00@13.00m58k	21AUS017	2.00@14.25m58k	Best -6 Buoys							26
21	Mitchell Cavanagh	WA	1994	4.50@14.25m58k	1.50@13.00m58k	21AUS062	1.50@14.25m58k	Best -6 Buoys	0.38@14.25	312					19
21	Jake Duperouzel	WA	1995	4.50@14.25m58k	1.50@13.00m58k	21AUS009	1.50@14.25m58k	Best -6 Buoys							
23	Jake Dowding	WA	1996	3.25@14.25m58k	4.00@14.25m58k	21AUS009	2.50@14.25m58k	21AUS009							30
24	Leigh Emmins	VIC	1988	1.25@14.25m58k	3.00@14.25m58k	21AUS065	5.50@16.00m58k	21AUS037	1.25@14.25	305					31
25	Murray Dyson	NSW	1993	4.50@16.00m58k	1.50@14.25m58k	21AUS030	1.50@16.00m58k	21AUS030	2.50@16.00	331					
26	Ashley Vermeeren	SA	1989	4.25@16.00m58k	4.50@16.00m58k	21AUS065	4.00@16.00m58k	21AUS048	4.25@16.00	322					32
27	Luke Assigal	VIC	1989	4.50@18.25m58k	5.50@18.25m58k	21AUS037	3.50@18.25m58k	21AUS054	4.50@18.25	343					
28	Alex Rose	QLD	1997	4.00@18.25m58k	4.00@18.25m58k	21AUS012	4.00@18.25m58k	21AUS012							
29	Andrew Stewart	NSW	1992	5.50@18.25m55k	1.50@18.25m58k	21AUS032	3.50@18.25m55k	21AUS032							



## Australian Ranking List as at 30 April 2021

### Over 21 Women Slalom



	Name	State	Birth Year	Ranking Score	Best Score	Location	2nd Best Score	Location	World Ranking Score	World Ranking					Last Ranking
										Open	O35	O45	O55	O65	
1	Venessa Vieke	WA	1983	2.25@10.75m55k	3.00@10.75m55k	21S077R	1.50@10.75m55k	21S018R		8	3				
2	Ruby Di Salvo	QLD	1994	3.00@12.00m55k	3.00@12.00m55k	21AUS065	3.00@12.00m55k	21AUS058	3.00@12.00	70					
3	Hilary Munro	QLD	1994	1.00@12.00m55k	1.00@12.00m55k	21AUS058	1.00@12.00m55k	21AUS044	1.25@12.00						
4	Casey Wooderson	QLD	1999	0.25@12.00m55k	1.50@12.00m55k	21AUS020	5.00@13.00m55k	21AUS065	0.25@12.00	105					2
5	Cathryn Gordon	VIC	1983	3.75@13.00m55k	5.00@13.00m55k	21AUS029	2.50@13.00m55k	21AUS029							
6	Hope Englebretsen	QLD	1997	3.25@13.00m55k	4.00@13.00m55k	21AUS065	2.50@13.00m55k	21AUS065	3.25@13.00	139					
7	Lucy Christie	QLD	1998	2.25@13.00m55k	2.50@13.00m55k	21AUS065	2.00@13.00m55k	21AUS045	2.25@13.00	159					4
8	Tara Ryan	VIC	1994	2.00@13.00m55k	5.00@13.00m55k	21AUS065	5.00@14.25m55k	Best -6 Buoys							3
9	Nicki Cockburn	NSW	1979	2.00@13.00m55k	2.00@13.00m55k	21AUS032	2.00@13.00m55k	21AUS013							9
10	Anthea Colliccoat	VIC	1995	1.50@13.00m55k	2.00@13.00m55k	21AUS065	1.00@13.00m55k	21AUS029	1.50@13.00	170					5
11	Lisa Cavanagh	WA	1971	4.50@14.25m55k	4.50@14.25m55k	21AUS062	4.50@14.25m55k	21AUS031	4.50@14.25	194			21		6
12	Olivia Colliccoat	VIC	1993	4.25@14.25m55k	4.50@14.25m55k	21AUS065	4.00@14.25m55k	21AUS065							7
13	Shania Browne	TAS	1999	4.00@14.25m55k	5.00@14.25m55k	21AUS032	3.00@14.25m55k	21AUS032							8
14	Sarah Lochner	VIC	1995	3.50@14.25m55k	4.00@14.25m55k	21AUS065	3.00@14.25m55k	21AUS063							11
15	Shelly Macdonald	VIC	1970	3.00@16.00m55k	4.00@16.00m55k	21AUS063	2.00@16.00m55k	21AUS106	3.00@16.00	237			27		16
16	Melissa Angel	QLD	1982	3.00@16.00m55k	3.00@16.00m55k	21AUS030	3.00@16.00m55k	21AUS030							13
17	Melanie Ward	QLD	1986	2.00@16.00m55k	2.00@16.00m55k	21AUS065	2.00@16.00m55k	21AUS058	2.00@16.00						
18	Montanna Eastley	TAS	1999	0.00@16.00m55k	3.00@16.00m55k	21AUS065	3.00@18.25m55k	Best -6 Buoys							14
19	Amy Reeves	QLD	1980	3.00@18.25m55k	4.00@18.25m55k	21AUS030	2.00@18.25m55k	21AUS044	3.00@18.25	260		28			18
20	Gaye Moroney	VIC	1972	2.50@18.25m52k	3.00@18.25m52k	21AUS063	2.00@18.25m52k	21AUS063							25
21	Anthonia Hartley	WA	1971	1.75@18.25m52k	2.50@18.25m52k	21AUS056	1.00@18.25m52k	21AUS056							
22	Rhiannon Anderson	QLD	1976	3.00@18.25m49k	3.00@18.25m49k	20AUS111	3.00@18.25m49k	20AUS111							22
23	Sophie Secombe	QLD	1984	2.50@18.25m49k	3.00@18.25m49k	21AUS030	2.00@18.25m49k	21AUS065							
24	Caroline Campbell	WA	1990	5.00@18.25m46k	2.00@18.25m49k	20AUS111	2.00@18.25m46k	Best -6 Buoys							29
24	Annette Kerslake	QLD	1966	5.00@18.25m46k	2.00@18.25m49k	21AUS058	2.00@18.25m46k	Best -6 Buoys							26





## Australian Ranking List as at 30 April 2021

### Under 21 Men Slalom



	Name	State	Birth Year	Ranking Score	Best Score	Location	2nd Best Score	Location	World Ranking Score	ld Ranking Open	U21	U17	U15	Last Ranking
1	Jack Christie	VIC	2000	3.50@10.75m58k	4.00@10.75m58k	21AUS065	3.00@10.75m58k	21AUS065	0.50@10.75	78	17			1
2	Lucas Cornale	QLD	2005	3.25@10.75m58k	3.25@10.75m58k	21AUS065	3.25@10.75m58k	21AUS030	3.25@10.75	52	8	1		7
3	Joseph Sherry	VIC	2001	2.75@11.25m58k	3.50@11.25m58k	21AUS065	2.00@11.25m58k	21AUS048	2.75@11.25	114	35			4
4	Bailey Christie	VIC	2002	2.00@11.25m58k	2.00@11.25m58k	21AUS063	2.00@11.25m58k	21AUS110	0.50@11.25	144	52			3
4	Corey Saddington	VIC	2002	2.00@11.25m58k	2.00@11.25m58k	21AUS065	2.00@11.25m58k	21AUS054	2.00@11.25	132	45			6
6	Thomas Bennett	VIC	2000	5.00@12.00m58k	0.50@11.25m58k	21AUS065	3.50@12.00m58k	21AUS034						5
7	Ben Cosgriff	VIC	2003	4.00@12.00m58k	4.50@12.00m58k	21AUS065	3.50@12.00m58k	21AUS063						8
8	Ryan Fitzgerald	QLD	2005	4.00@12.00m58k	4.00@12.00m58k	21AUS020	4.00@12.00m58k	21AUS012	4.00@12.00	168	63	21		11
9	Finn Sheehy	QLD	2005	3.25@12.00m58k	4.50@12.00m58k	21AUS065	2.00@12.00m58k	21AUS030	3.25@12.00	177	72	25		19
10	Joel O'Toole	NSW	2003	3.25@12.00m58k	3.50@12.00m58k	21AUS065	3.00@12.00m58k	21AUS065	2.75@12.00	189	78			12
11	Callan Ashcroft	NSW	2003	1.00@12.00m58k	1.00@12.00m58k	21AUS065	1.00@12.00m58k	21AUS110	0.00@12.00	234	106			10
12	Ethan Mckinnon	NSW	2000	0.00@12.00m58k	3.00@12.00m58k	20C998B	3.00@13.00m58k	Best -6 Buoys						13
12	William Smith	QLD	2006	0.00@12.00m58k	3.00@12.00m58k	21AUS020	3.00@13.00m58k	Best -6 Buoys	5.00@13.00	242	111	42		
14	Byron Nottle	WA	2003	4.25@13.00m58k	4.50@13.00m58k	21AUS038	4.00@13.00m58k	21AUS062	3.50@13.00	258	120			26
15	Lugaidh Jennings-Galla	NSW	2004	3.25@13.00m58k	4.00@13.00m58k	21AUS054	2.50@13.00m58k	21AUS054	2.75@13.00	271	131	46		33
16	Dylan Veal	VIC	2001	3.00@13.00m58k	3.00@13.00m58k	21AUS048	3.00@13.00m58k	21AUS048	2.25@13.00	275	134			18
17	Ashley Murphy	QLD	2002	1.75@13.00m58k	2.00@13.00m58k	21AUS058	1.50@13.00m58k	21AUS058	3.50@14.25	294	150			
18	William Moroney	VIC	2004	1.50@13.00m58k	2.00@13.00m58k	21AUS063	1.00@13.00m58k	21AUS065	0.00@13.00	285	142	51		27
19	Ryan Sciacca	QLD	2001	1.00@13.00m58k	4.00@13.00m58k	20AUS111	4.00@14.25m58k	Best -6 Buoys						15
20	Daniel Finnimore	NSW	2006	0.00@13.00m58k	3.00@13.00m58k	21AUS015	3.00@14.25m58k	Best -6 Buoys						
21	Jacob Hailand	WA	2000	3.25@14.25m58k	4.50@14.25m58k	21AUS062	2.00@14.25m58k	21AUS017	3.25@14.25	296	151			22
22	Lochie Butlin	NSW	2006	3.25@14.25m58k	3.50@14.25m58k	21AUS110	3.00@14.25m58k	21AUS065	3.25@14.25	298	152	55		
23	Jai Herbert	VIC	2001	3.00@14.25m58k	4.50@14.25m58k	21AUS063	1.50@14.25m58k	21AUS029	3.00@14.25	299	153			
24	Jackson Cross	QLD	2004	2.75@14.25m58k	3.00@14.25m58k	21AUS030	2.50@14.25m58k	21AUS065	2.75@14.25	302	155	57		22
25	Alexei Werner	VIC	2006	1.50@14.25m58k	2.00@14.25m58k	21AUS065	1.00@14.25m58k	21AUS065	0.50@14.25	311	161	60		
26	Kynan Spencer	WA	2003	5.75@16.00m58k	1.00@14.25m58k	21AUS009	4.50@16.00m58k	21AUS062	5.75@16.00	317	163			30
27	Braden Mole	QLD	2005	4.50@16.00m58k	1.50@14.25m58k	21AUS065	1.50@16.00m58k	Best -6 Buoys						39
28	Ned Hughes	SA	2004	3.25@16.00m58k	3.50@16.00m58k	21AUS048	3.00@16.00m58k	21AUS059						36
29	Liam Sciacca	QLD	2006	2.75@16.00m58k	3.50@16.00m58k	20AUS111	2.00@16.00m58k	20AUS111						32
30	Josh Hooper	NSW	2002	2.50@16.00m58k	3.50@16.00m58k	21AUS045	1.50@16.00m58k	21AUS045						38
31	Samuel Fretwell	WA	2003	2.25@16.00m58k	3.50@16.00m58k	21AUS031	1.00@16.00m58k	21AUS031	0.25@16.00	337	178			31
32	Harrison Lawes	NSW	2004	1.75@16.00m58k	2.00@16.00m58k	21AUS034	1.50@16.00m58k	21AUS065	0.50@16.00	336	177	68		46
33	Darcy O'Neill	VIC	2005	1.00@16.00m58k	4.00@16.00m58k	21AUS065	4.00@18.25m58k	Best -6 Buoys	0.50@16.00	333	174	66		
34	Caleb Mcnee	QLD	2006	0.00@16.00m58k	3.00@16.00m58k	20AUS111	3.00@18.25m58k	Best -6 Buoys						36
35	Bradley Dromey	VIC	2002	4.25@18.25m58k	5.00@18.25m58k	21AUS029	3.50@18.25m58k	21AUS029						28
36	Benjamin Ackerly	NSW	2004	4.00@18.25m58k	4.00@18.25m58k	21AUS049	4.00@18.25m58k	21AUS049	4.00@18.25	345	183	71	71	40
37	Jack Sutherland	QLD	2003	3.00@18.25m58k	3.00@18.25m58k	21AUS058	3.00@18.25m58k	21AUS058	3.00@18.25					
38	Mitchell Forsyth	SA	2001	2.50@18.25m58k	3.00@18.25m58k	21AUS059	2.00@18.25m58k	21AUS059						47
39	Ryan Clark	NSW	2000	1.00@18.25m58k	4.00@18.25m58k	21AUS015	4.00@18.25m55k	Best -6 Buoys						34
40	Jarrod Chaillon	QLD	2003	0.50@18.25m58k	3.50@18.25m58k	20AUS111	3.50@18.25m55k	Best -6 Buoys						44
41	Tom Clayton	WA	2005	5.00@18.25m55k	2.00@18.25m58k	21AUS062	2.00@18.25m55k	Best -6 Buoys						
42	Charlie Cooper	QLD	2006	3.50@18.25m55k	0.50@18.25m58k	20AUS111	0.50@18.25m55k	Best -6 Buoys						48



		<h2 style="text-align: center;">Australian Ranking List as at 30 April 2021</h2> <h3 style="text-align: center;">Under 21 Women Slalom</h3>													
Ranking	Name	State	Birth Year	Ranking Score	Best Score	Location	2nd Best Score	Location	World Ranking Score	World Ranking				Last Ranking	
										Open	U21	U17	U15		
1	Sade Ferguson	QLD	2003	3.25@11.25m55k	3.50@11.25m55k	21AUS056	3.00@11.25m55k	21AUS062	2.75@11.25	35	11			1	
2	Tayla Simmonds	QLD	2003	4.25@12.00m55k	4.50@12.00m55k	21AUS044	4.00@12.00m55k	21AUS056	4.25@12.00	62	19			2	
3	Georgia Cavanagh	WA	2000	2.25@12.00m55k	3.00@12.00m55k	21AUS031	1.50@12.00m55k	21AUS031	5.75@13.00	111	46			3	
4	Milla Bennett	VIC	2004	1.75@12.00m55k	2.00@12.00m55k	21AUS034	1.50@12.00m55k	21AUS110	0.25@12.00	103	42	15		4	
5	Lara Butlin	NSW	2004	1.50@12.00m55k	1.50@12.00m55k	21AUS054	1.50@12.00m55k	21AUS110	1.50@12.00	93	36	11		5	
6	Layne Moroney	VIC	2002	5.63@13.00m55k	1.00@12.00m55k	21AUS037	4.25@13.00m55k	21AUS037	5.00@13.00	118	49			6	
7	Isabel Shaw	NSW	2006	4.75@13.00m55k	5.00@13.00m55k	21AUS076	4.50@13.00m55k	21AUS065	4.25@13.00	125	52	18		7	
8	Molly Ferguson	QLD	2001	3.88@13.00m55k	4.25@13.00m55k	21AUS056	3.50@13.00m55k	21AUS062	1.13@18.25	270	139			8	
9	Jennifer Ackerly	NSW	2005	3.75@13.00m55k	4.50@13.00m55k	21AUS076	3.00@13.00m55k	21AUS065	3.75@13.00	134	57	21		9	
10	Brooke Tremelling	VIC	1999	1.25@13.00m55k	2.00@13.00m55k	21AUS021	0.50@13.00m55k	21AUS048	1.25@13.00					10	
11	Sierra Nowlan	NSW	2002	1.00@13.00m55k	4.00@13.00m55k	21AUS065	4.00@14.25m55k	Best -6 Buoys						11	
12	Kiera Wiseman	QLD	2005	0.50@13.00m55k	2.00@13.00m55k	21AUS020	5.00@14.25m55k	21AUS063	0.50@13.00	179	81	30		12	
13	Stephanie Cosgriff	VIC	2005	5.00@14.25m55k	2.00@13.00m55k	21AUS037	2.00@14.25m55k	Best -6 Buoys	4.75@14.25	189	88	33		13	
14	Emma Neiberding	QLD	2004	5.00@14.25m55k	1.00@13.00m55k	21AUS020	3.00@14.25m55k	21AUS020	4.50@14.25	192	90	35		14	
15	Chelsea Brien	VIC	2001	4.50@14.25m55k	5.00@14.25m55k	21AUS110	4.00@14.25m55k	21AUS029	4.50@14.25	193	91			15	
16	Gabrielle Brien	VIC	2004	2.50@14.25m55k	2.50@14.25m55k	21AUS110	2.50@14.25m55k	21AUS034	1.75@14.25	215	104	41		16	
17	Lauren Stephen	VIC	2004	2.25@14.25m55k	3.00@14.25m55k	21AUS063	1.50@14.25m55k	21AUS029	2.25@14.25	209	101	40		17	
18	Caitlin Dennis	VIC	2005	2.00@14.25m55k	2.00@14.25m55k	21AUS063	2.00@14.25m55k	21AUS110	1.50@14.25	217	106	42		18	
19	Cara O'Connor	QLD	2004	1.75@14.25m55k	2.00@14.25m55k	21AUS030	1.50@14.25m55k	21AUS030	4.75@16.00	228	115	49		19	
20	Karmen Cornale	QLD	2003	1.50@14.25m55k	2.00@14.25m55k	21AUS058	1.00@14.25m55k	21AUS030	1.50@14.25	216	105			20	
21	Stella Thomas	SA	2005	1.25@14.25m55k	1.50@14.25m55k	21AUS048	1.00@14.25m55k	21AUS059	1.25@14.25	220	108	44		21	
22	Matilda Hughes	SA	2000	1.00@14.25m55k	1.00@14.25m55k	21AUS059	1.00@14.25m55k	21AUS048						22	
22	Caitlin Macdonald	VIC	2004	1.00@14.25m55k	1.00@14.25m55k	21AUS065	1.00@14.25m55k	21AUS065	1.00@14.25	221	109	45		22	
24	Jaycee Ashcroft	NSW	2005	5.50@16.00m55k	1.00@14.25m55k	21AUS110	4.00@16.00m55k	21AUS029	5.50@16.00	226	114	48		24	
25	Grace Griffiths	NSW	2000	4.00@16.00m55k	4.50@16.00m55k	21AUS032	3.50@16.00m55k	21AUS032						25	
26	Georgia Standing	SA	2003	2.00@16.00m55k	2.00@16.00m55k	21AUS048	2.00@16.00m55k	21AUS048						26	
27	Breanna Possingham	WA	2002	0.50@16.00m55k	3.50@16.00m55k	21AUS038	3.50@18.25m55k	Best -6 Buoys						27	
28	Evi Timmermans	NSW	2005	5.50@18.25m55k	2.50@16.00m55k	21AUS065	2.50@18.25m55k	Best -6 Buoys	0.25@16.00	243	123			28	
29	Leah Nowlan	NSW	2000	5.00@18.25m55k	2.00@16.00m55k	21AUS065	2.00@18.25m55k	Best -6 Buoys						29	
30	Zali Spencer	WA	1999	4.75@18.25m55k	5.00@18.25m55k	21AUS038	4.50@18.25m55k	21AUS062	3.75@18.25	255				30	
31	Riley Stone	NSW	2005	4.50@18.25m55k	5.00@18.25m55k	21AUS013	4.00@18.25m55k	21AUS013						31	
32	Ruby Simmonds	QLD	2006	4.00@18.25m55k	5.00@18.25m55k	21AUS065	3.00@18.25m55k	21AUS065						32	
33	Demi Flaherty	SA	2005	4.00@18.25m55k	4.00@18.25m55k	21AUS041	4.00@18.25m55k	21AUS027	2.75@18.25	262	134	60		33	
34	Sophie Alexander	SA	2003	3.00@18.25m55k	3.00@18.25m55k	21AUS048	3.00@18.25m55k	21AUS041						34	
34	Grace Butlin	NSW	2002	3.00@18.25m55k	3.00@18.25m55k	21AUS054	3.00@18.25m55k	21AUS029	3.00@18.25	261	133			34	
36	Taylah Bell	QLD	2003	2.75@18.25m55k	3.00@18.25m55k	21AUS058	2.50@18.25m55k	21AUS058						36	
36	Amanda Perrett	VIC	2004	2.75@18.25m55k	3.00@18.25m55k	21AUS063	2.50@18.25m55k	21AUS065	2.50@18.25	264	136	62		36	
36	Ada Richards	NSW	2004	2.75@18.25m55k	3.00@18.25m55k	21AUS054	2.50@18.25m55k	21AUS065	2.75@18.25	263	135	61		36	
39	Charlize Skaines	NSW	2005	2.25@18.25m55k	3.00@18.25m55k	21AUS065	1.50@18.25m55k	21AUS049	2.25@18.25	267	138	63		39	
40	Alice Alexander	SA	2003	4.50@18.25m52k	5.00@18.25m52k	21AUS059	4.00@18.25m52k	21AUS059						40	
41	Amaya Wiseman	QLD	2002	3.00@18.25m52k	4.00@18.25m52k	21AUS044	2.00@18.25m52k	21AUS044						41	
42	Chloe Mason	NSW	2004	3.00@18.25m52k	3.00@18.25m52k	21AUS045	3.00@18.25m52k	21AUS045						42	
43	Marley Habermann	QLD	2006	1.00@18.25m52k	3.00@18.25m52k	21AUS020	5.00@18.25m49k	21AUS020						43	



## Australian Ranking List as at 30 April 2021

### Under 17 Boys Slalom



	Name	State	Birth Year	Ranking Score	Best Score	Location	2nd Best Score	Location	World Ranking Score	World Ranking				Last Ranking
										Open	U21	U17	U15	
1	Lucas Cornale	QLD	2005	3.25@10.75m58k	3.25@10.75m58k	21AUS065	3.25@10.75m58k	21AUS030	3.25@10.75	52	8	1		1
2	Ryan Fitzgerald	QLD	2005	4.00@12.00m58k	4.00@12.00m58k	21AUS020	4.00@12.00m58k	21AUS012	4.00@12.00	168	63	21		2
3	Finn Sheehy	QLD	2005	3.25@12.00m58k	4.50@12.00m58k	21AUS065	2.00@12.00m58k	21AUS030	3.25@12.00	177	72	25		6
4	Joel O'Toole	NSW	2003	3.25@12.00m58k	3.50@12.00m58k	21AUS065	3.00@12.00m58k	21AUS065	2.75@12.00	189	78			3
5	William Smith	QLD	2006	0.00@12.00m58k	3.00@12.00m58k	21AUS020	3.00@13.00m58k	Best -6 Buoys	5.00@13.00	242	111	42		
6	Byron Nottle	WA	2003	4.25@13.00m58k	4.50@13.00m58k	21AUS038	4.00@13.00m58k	21AUS062	3.50@13.00	258	120			10
7	Lugaidh Jennings-Galla	NSW	2004	3.25@13.00m58k	4.00@13.00m58k	21AUS054	2.50@13.00m58k	21AUS054	2.75@13.00	271	131	46		16
8	William Moroney	VIC	2004	1.50@13.00m58k	2.00@13.00m58k	21AUS063	1.00@13.00m58k	21AUS065	0.00@13.00	285	142	51		11
9	Daniel Finimore	NSW	2006	0.00@13.00m58k	3.00@13.00m58k	21AUS015	3.00@14.25m58k	Best -6 Buoys						
10	Lochie Butlin	NSW	2006	3.25@14.25m58k	3.50@14.25m58k	21AUS110	3.00@14.25m58k	21AUS065	3.25@14.25	298	152	55		
11	Jackson Cross	QLD	2004	2.75@14.25m58k	3.00@14.25m58k	21AUS030	2.50@14.25m58k	21AUS065	2.75@14.25	302	155	57		9
12	Alexei Werner	VIC	2006	1.50@14.25m58k	2.00@14.25m58k	21AUS065	1.00@14.25m58k	21AUS065	0.50@14.25	311	161	60		26
13	Kynan Spencer	WA	2003	5.75@16.00m58k	1.00@14.25m58k	21AUS009	4.50@16.00m58k	21AUS062	5.75@16.00	317	163			13
14	Braden Mole	QLD	2005	4.50@16.00m58k	1.50@14.25m58k	21AUS065	1.50@16.00m58k	Best -6 Buoys						20
15	Ned Hughes	SA	2004	3.25@16.00m58k	3.50@16.00m58k	21AUS048	3.00@16.00m58k	21AUS059						17
16	Liam Sciacca	QLD	2006	2.75@16.00m58k	3.50@16.00m58k	20AUS111	2.00@16.00m58k	20AUS111						15
17	Samuel Fretwell	WA	2003	2.25@16.00m58k	3.50@16.00m58k	21AUS031	1.00@16.00m58k	21AUS031	0.25@16.00	337	178			14
18	Harrison Lawes	NSW	2004	1.75@16.00m58k	2.00@16.00m58k	21AUS034	1.50@16.00m58k	21AUS065	0.50@16.00	336	177	68		24
19	Darcy O'Neill	VIC	2005	1.00@16.00m58k	4.00@16.00m58k	21AUS065	4.00@18.25m58k	Best -6 Buoys	0.50@16.00	333	174	66		31
20	Caleb Mcnee	QLD	2006	0.00@16.00m58k	3.00@16.00m58k	20AUS111	3.00@18.25m58k	Best -6 Buoys						17
21	Benjamin Ackerly	NSW	2004	4.00@18.25m58k	4.00@18.25m58k	21AUS049	4.00@18.25m58k	21AUS049	4.00@18.25	345	183	71		21
22	Jack Sutherland	QLD	2003	3.00@18.25m58k	3.00@18.25m58k	21AUS058	3.00@18.25m58k	21AUS058	3.00@18.25					27
23	Jarrod Chaillon	QLD	2003	0.50@18.25m58k	3.50@18.25m58k	20AUS111	3.50@18.25m55k	Best -6 Buoys						23
24	Tom Clayton	WA	2005	0.00@18.25m58k	2.00@18.25m58k	21AUS062	4.00@18.25m55k	21AUS056						
25	Charlie Cooper	QLD	2006	5.25@18.25m55k	0.50@18.25m58k	20AUS111	4.00@18.25m55k	20AUS111						25
27	Tarkyn Hall	WA	2005	2.00@18.25m55k	3.00@18.25m55k	21AUS062	1.00@18.25m55k	21AUS056				34	27	34
28	Matthew Haigh	QLD	2006	4.25@18.25m52k	4.50@18.25m52k	20AUS111	4.00@18.25m52k	20AUS111				33	28	33
29	Cooper Herbert	VIC	2006	5.50@18.25m49k	2.50@18.25m52k	21AUS029	2.50@18.25m49k	Best -6 Buoys				19	29	19



## Australian Ranking List as at 30 April 2021

### Under 17 Girls Slalom



	Name	State	Birth Year	Ranking Score	Best Score	Location	2nd Best Score	Location	World Ranking Score	World Ranking				Last Ranking
										Open	U21	U17	U15	
1	Milla Bennett	VIC	2004	1.75@12.00m55k	2.00@12.00m55k	21AUS034	1.50@12.00m55k	21AUS110	0.25@12.00	103	42	15		2
2	Lara Butlin	NSW	2004	1.50@12.00m55k	1.50@12.00m55k	21AUS054	1.50@12.00m55k	21AUS110	1.50@12.00	93	36	11		1
3	Isabel Shaw	NSW	2006	4.75@13.00m55k	5.00@13.00m55k	21AUS076	4.50@13.00m55k	21AUS065	4.25@13.00	125	52	18		
4	Jennifer Ackerly	NSW	2005	3.75@13.00m55k	4.50@13.00m55k	21AUS076	3.00@13.00m55k	21AUS065	3.75@13.00	134	57	21		
5	Kiera Wiseman	QLD	2005	0.50@13.00m55k	2.00@13.00m55k	21AUS020	5.00@14.25m55k	21AUS063	0.50@13.00	179	81	30		
6	Stephanie Cosgriff	VIC	2005	5.00@14.25m55k	2.00@13.00m55k	21AUS037	2.00@14.25m55k	Best -6 Buoys	4.75@14.25	189	88	33		
7	Emma Neiberding	QLD	2004	5.00@14.25m55k	1.00@13.00m55k	21AUS020	3.00@14.25m55k	21AUS020	4.50@14.25	192	90	35		6
8	Gabrielle Brien	VIC	2004	2.50@14.25m55k	2.50@14.25m55k	21AUS110	2.50@14.25m55k	21AUS034	1.75@14.25	215	104	41		4
9	Lauren Stephen	VIC	2004	2.25@14.25m55k	3.00@14.25m55k	21AUS063	1.50@14.25m55k	21AUS029	2.25@14.25	209	101	40		8
10	Caitlin Dennis	VIC	2005	2.00@14.25m55k	2.00@14.25m55k	21AUS063	2.00@14.25m55k	21AUS110	1.50@14.25	217	106	42		
11	Cara O'Connor	QLD	2004	1.75@14.25m55k	2.00@14.25m55k	21AUS030	1.50@14.25m55k	21AUS030	4.75@16.00	228	115	49		5
12	Stella Thomas	SA	2005	1.25@14.25m55k	1.50@14.25m55k	21AUS048	1.00@14.25m55k	21AUS059	1.25@14.25	220	108	44		9
13	Caitlin Macdonald	VIC	2004	1.00@14.25m55k	1.00@14.25m55k	21AUS065	1.00@14.25m55k	21AUS065	1.00@14.25	221	109	45		7
14	Jaycee Ashcroft	NSW	2005	5.50@16.00m55k	1.00@14.25m55k	21AUS110	4.00@16.00m55k	21AUS029	5.50@16.00	226	114	48		
15	Evi Timmermans	NSW	2005	5.50@18.25m55k	2.50@16.00m55k	21AUS065	2.50@18.25m55k	Best -6 Buoys	0.25@16.00	243	123			3
16	Riley Stone	NSW	2005	4.50@18.25m55k	5.00@18.25m55k	21AUS013	4.00@18.25m55k	21AUS013						
17	Ruby Simmonds	QLD	2006	4.00@18.25m55k	5.00@18.25m55k	21AUS065	3.00@18.25m55k	21AUS065						
18	Demi Flaherty	SA	2005	4.00@18.25m55k	4.00@18.25m55k	21AUS041	4.00@18.25m55k	21AUS027	2.75@18.25	262	134	60		



## Australian Ranking List as at 30 April 2021

### Under 14 Boys Slalom





	Name	State	Birth Year	Ranking Score	Best Score	Location	2nd Best Score	Location	World Ranking Score	World Ranking				Last Ranking
										Open	U21	U17	U15	
1	Jacob Saddington	VIC	2007	1.50@11.25m55k	2.00@11.25m55k	21AUS063	1.00@11.25m55k	21AUS063	0.50@11.25				1	2
2	Bryce Smith	QLD	2007	1.50@12.00m55k	2.00@12.00m55k	21AUS030	1.00@12.00m55k	21AUS030	1.25@12.00				8	
3	Oscar Mcnamara	VIC	2007	4.75@13.00m55k	1.00@12.00m55k	21AUS065	2.50@13.00m55k	21AUS029	4.75@13.00				15	
4	Kayde Sherwood	WA	2006	3.25@13.00m55k	4.50@13.00m55k	21AUS056	2.00@13.00m55k	21AUS062						3
5	Fletcher Green	WA	2007	2.00@13.00m55k	2.00@13.00m55k	21AUS062	2.00@13.00m55k	21AUS062	4.50@14.25				27	5
6	Ryan Macdonald	VIC	2006	1.00@13.00m55k	1.00@13.00m55k	21AUS065	1.00@13.00m55k	21AUS047						4
7	Callum O'Connor	QLD	2008	0.25@13.00m55k	2.00@13.00m55k	21AUS044	4.50@14.25m55k	21AUS044	0.25@13.00				24	
8	Daniel Finnimore	NSW	2006	5.50@14.25m55k	2.50@13.00m55k	21AUS015	2.50@14.25m55k	Best -6 Buoys						1
9	Ethan Roberts	QLD	2007	4.00@14.25m55k	5.00@14.25m55k	21AUS058	3.00@14.25m55k	21AUS044	4.00@14.25				28	
10	Jett Sheehy	QLD	2008	2.00@14.25m55k	2.00@14.25m55k	21AUS044	2.00@14.25m55k	21AUS030	2.00@14.25				29	
11	Fyn Mitchell	SA	2007	5.50@16.00m55k	1.00@14.25m55k	21AUS059	4.00@16.00m55k	21AUS048	4.50@16.00				32	
12	David Barbuto	VIC	2008	4.00@18.25m55k	1.00@16.00m55k	21AUS065	1.00@18.25m55k	Best -6 Buoys						9
13	Kade Lucas	VIC	2006	3.50@18.25m55k	4.00@18.25m55k	21AUS065	3.00@18.25m55k	21AUS063						7
14	Samuel Lawes	NSW	2007	2.75@18.25m55k	4.00@18.25m55k	21AUS054	1.50@18.25m55k	21AUS049	2.25@18.25				39	6
15	Hayden Bickerton	NSW	2007	2.50@18.25m55k	3.00@18.25m55k	21AUS045	2.00@18.25m55k	21AUS049	2.50@18.25				38	
16	James Wilson	WA	2007	2.00@18.25m55k	2.00@18.25m55k	21AUS056	2.00@18.25m55k	21AUS031	2.00@18.25				40	10
17	Lucas Easton	WA	2007	1.25@18.25m55k	3.50@18.25m55k	21AUS009	5.00@18.25m52k	21AUS062						8
18	Jet Brien	VIC	2006	2.75@18.25m52k	3.00@18.25m52k	21AUS037	2.50@18.25m52k	21AUS034						
19	Hugh Mceachern	NSW	2007	5.00@18.25m46k	2.00@18.25m49k	21AUS049	2.00@18.25m46k	Best -6 Buoys						



[Back to Top](#)

		Australian Ranking List as at 30 April 2021 Under 14 Girls Slalom												
Rank	Name	State	Birth Year	Ranking Score	Best Score	Location	2nd Best Score	Location	World Ranking Score	World Ranking				Last Ranking
										Open	U21	U17	U15	
1	Erica Hayes	NSW	2008	4.00@12.00m52k	4.00@12.00m52k	21AUS045	4.00@12.00m52k	21AUS013	3.50@12.00				2	2
2	Kristy Appleton	QLD	2007	2.00@12.00m52k	2.50@12.00m52k	21AUS065	1.50@12.00m52k	21AUS044	2.00@12.00				3	3
3	Jada Sweeney	VIC	2006	5.50@13.00m52k	0.50@12.00m52k	21AUS063	4.50@13.00m52k	21AUS037						1
4	Zarhli Reeves	QLD	2010	1.75@14.25m52k	2.00@14.25m52k	21AUS065	1.50@14.25m52k	21AUS012	1.75@14.25				16	
5	Emita Mccarthy	NSW	2007	3.75@16.00m52k	4.50@16.00m52k	21AUS065	3.00@16.00m52k	21AUS044	3.00@16.00				25	
6	Isabelle Smith	QLD	2009	2.75@16.00m52k	3.50@16.00m52k	21AUS065	2.00@16.00m52k	21AUS065	1.25@16.00				28	
7	Daisy Green	WA	2009	2.50@16.00m52k	3.00@16.00m52k	21AUS062	2.00@16.00m52k	21AUS062						
8	Gabby Atkinson	VIC	2006	5.00@18.25m52k	2.00@16.00m52k	21AUS063	2.00@18.25m52k	Best -6 Buoys						
9	Bridget Moloney	NSW	2007	4.00@18.25m52k	1.00@16.00m52k	21AUS054	1.00@18.25m52k	Best -6 Buoys	5.75@18.25				34	4
9	Georgie Richards	NSW	2008	4.00@18.25m52k	1.00@16.00m52k	21AUS065	1.00@18.25m52k	Best -6 Buoys	5.00@18.25				35	
11	Ellie Thrower	ACT	2010	3.50@18.25m52k	5.00@18.25m52k	21AUS065	2.00@18.25m52k	21AUS065	3.00@18.25				38	
12	Georgie Cooper	QLD	2007	1.00@18.25m52k	4.00@18.25m52k	20AUS111	4.00@18.25m49k	Best -6 Buoys						5
13	Jessica Martin	SA	2008	4.00@18.25m49k	4.00@18.25m49k	21AUS065	4.00@18.25m49k	21AUS041						9
14	Laura Hayes	NSW	2010	2.00@18.25m49k	2.00@18.25m49k	21AUS049	2.00@18.25m49k	21AUS054						6
15	Maddison Bray	VIC	2006	3.75@18.25m46k	4.00@18.25m46k	21AUS063	3.50@18.25m46k	21AUS063						
16	Addisyn Wiseman	QLD	2008	2.25@18.25m46k	3.00@18.25m46k	21AUS065	1.50@18.25m46k	21AUS065						
17	Hannah Pollock	QLD	2009	3.50@18.25m40k	5.00@18.25m40k	20AUS111	2.00@18.25m40k	20AUS111						



[Back to Top](#)

		Australian Ranking List as at 30 April 2021 Under 12 Boys Slalom												
Rank	Name	State	Birth Year	Ranking Score	Best Score	Location	2nd Best Score	Location	World Ranking Score	World Ranking				Last Ranking
										Open	U21	U17	U15	
1	Rory Habermann	QLD	2009	1.75@13.00m52k	2.00@13.00m52k	21AUS020	1.50@13.00m52k	21AUS044						
2	Cameron Shaw	NSW	2008	5.50@14.25m52k	1.00@13.00m52k	21AUS049	4.00@14.25m52k	21AUS110						
3	Tiger Stone	NSW	2008	1.50@14.25m52k	2.00@14.25m52k	21AUS013	1.00@14.25m52k	21AUS013						
4	Thomas Wilson	WA	2008	4.00@18.25m52k	1.00@16.00m52k	21AUS062	1.00@18.25m52k	Best -6 Buoys						
5	Mitchell Bray	VIC	2009	2.50@18.25m52k	3.00@18.25m52k	21AUS065	2.00@18.25m52k	21AUS065						
5	Ruben Rodgers	WA	2009	2.50@18.25m52k	3.00@18.25m52k	21AUS038	2.00@18.25m52k	21AUS062						
7	Jesse Young	SA	2009	1.00@18.25m52k	1.50@18.25m52k	21AUS048	0.50@18.25m52k	21AUS048						
8	Bailey Butler	WA	2009	5.75@18.25m49k	2.00@18.25m52k	21AUS031	3.50@18.25m49k	21AUS056						
9	Patrick Wilson	WA	2009	3.25@18.25m49k	4.00@18.25m49k	21AUS062	2.50@18.25m49k	21AUS062						



[Back to Top](#)

		Australian Ranking List as at 30 April 2021												
Under 12 Girls Slalom														
Name	State	Birth Year	Ranking Score	Best Score	Location	2nd Best Score	Location	World Ranking Score	World Ranking				Last Ranking	
									Open	U21	U17	U15		
1 Zarhli Reeves	QLD	2010	1.75@14.25m52k	2.00@14.25m52k	21AUS065	1.50@14.25m52k	21AUS012	1.75@14.25					16	
2 Isabelle Smith	QLD	2009	2.75@16.00m52k	3.50@16.00m52k	21AUS065	2.00@16.00m52k	21AUS065	1.25@16.00					2	
3 Daisy Green	WA	2009	2.50@16.00m52k	3.00@16.00m52k	21AUS062	2.00@16.00m52k	21AUS062							
4 Ellie Thrower	ACT	2010	3.50@18.25m52k	5.00@18.25m52k	21AUS065	2.00@18.25m52k	21AUS065	3.00@18.25					4	
5 Laura Hayes	NSW	2010	2.00@18.25m49k	2.00@18.25m49k	21AUS049	2.00@18.25m49k	21AUS054							
6 Hannah Pollock	QLD	2009	3.50@18.25m40k	5.00@18.25m40k	20AUS111	2.00@18.25m40k	20AUS111						6	
7 Eira Dalzell	SA	2009	1.50@18.25m34k	2.00@18.25m34k	21AUS059	1.00@18.25m34k	21AUS059							

[Back to Top](#)

		Australian Ranking List as at 30 April 2021												
Under 10 Boys Slalom														
Name	State	Birth Year	Ranking Score	Best Score	Location	2nd Best Score	Location	World Ranking Score	World Ranking				Last Ranking	
									Open	U21	U17	U15		
1 Taj Reeves	QLD	2011	3.50@14.25m49k	4.00@14.25m49k	21AUS065	3.00@14.25m49k	21AUS065							
2 Archie Dowding	WA	2010	2.00@16.00m49k	2.00@16.00m49k	21AUS062	2.00@16.00m49k	21AUS062							
3 Bentley Crouch	NSW	2011	2.00@18.25m46k	2.00@18.25m46k	21AUS045	2.00@18.25m46k	21AUS032							
4 Edward Wilson	WA	2011	0.50@18.25m43k	3.50@18.25m43k	21AUS062	3.50@18.25m40k	Best -6 Buoys							
5 Mitchell Fletcher	NSW	2014	2.75@18.25m37k	3.00@18.25m37k	21AUS065	2.50@18.25m37k	21AUS065							

[Back to Top](#)

		Australian Ranking List as at 30 April 2021												
Under 10 Girls Slalom														
Name	State	Birth Year	Ranking Score	Best Score	Location	2nd Best Score	Location	World Ranking Score	World Ranking				Last Ranking	
									Open	U21	U17	U15		
1 Selina Appleton	QLD	2011	2.00@16.00m49k	2.00@16.00m49k	21AUS065	2.00@16.00m49k	21AUS044							
2 Elouise Fletcher	NSW	2012	3.00@18.25m49k	4.50@18.25m49k	21AUS065	1.50@18.25m49k	21AUS065							
3 Georgia Bray	VIC	2011	1.50@18.25m37k	2.00@18.25m37k	21AUS063	1.00@18.25m37k	21AUS065							
4 Sienna Mccarthy	NSW	2012	5.00@18.25m31k	1.00@18.25m34k	21AUS065	3.00@18.25m31k	21AUS044							





## Australian Ranking List as at 30 April 2021 Over 35 Men Slalom Continued



	Name	State	Birth Year	Ranking	Best	Location	2nd Best	Location	World Ranking Score	World Ranking						Last Ranking
				Score	Score		Score			Open U21	U17	U15	O35	O45	O55	
31	Scott Bancroft	NT	1961	4.00@13.00m55k	5.00@13.00m55k	20AUS111	3.00@13.00m55k	20AUS111								31
31	Paul Nicolson	QLD	1978	4.00@13.00m55k	5.00@13.00m55k	21AUS058	3.00@13.00m55k	21AUS065	4.00@13.00		39					31
33	Neil Petersen	QLD	1969	3.88@13.00m55k	4.50@13.00m55k	21AUS020	3.25@13.00m55k	21AUS030	3.88@13.00				128			33
34	Graham Ashcroft	NSW	1966	3.75@13.00m55k	4.50@13.00m55k	21AUS032	3.00@13.00m55k	21AUS049	3.75@13.00				130			34
35	Ross Angel	QLD	1950	3.50@13.00m52k	4.00@13.00m52k	21AUS030	3.00@13.00m52k	21AUS030								35
36	Alan Dagg	WA	1947	3.25@13.00m49k	4.50@13.00m49k	21AUS062	2.00@13.00m49k	21AUS062								36
37	Ian Briant	WA	1951	3.25@13.00m52k	3.50@13.00m52k	21AUS062	3.00@13.00m52k	21AUS065	3.25@13.00				56		56	37
38	Shayne Hennig	SA	1966	2.75@13.00m55k	3.00@13.00m55k	21AUS048	2.50@13.00m55k	21AUS048								38
39	Tony Hughes	SA	1968	2.38@13.00m55k	2.50@13.00m55k	21AUS059	2.25@13.00m55k	21AUS059								39
40	Bob Fletcher	NSW	1977	2.00@13.00m55k	5.00@13.00m55k	21AUS032	5.00@14.25m55k	Best -6 Buoys	1.75@13.00							40
41	Gary Weidman	WA	1955	2.00@13.00m52k	4.00@13.00m52k	21AUS031	0.00@13.00m52k	21AUS031	1.50@13.00				62		62	41
42	Craig Rankin	QLD	1972	2.00@13.00m55k	2.00@13.00m55k	20AUS111	2.00@13.00m55k	20AUS111	0.00@13.00		143					42
43	Frederick Douglas	VIC	1950	1.75@13.00m52k	2.00@13.00m52k	21AUS076	1.50@13.00m52k	21AUS063								43
44	Michael Campbell	QLD	1966	1.50@13.00m55k	4.50@13.00m55k	21AUS034	4.50@14.25m55k	Best -6 Buoys	0.75@13.00		142					44
45	Trent Norrish	WA	1978	1.50@13.00m55k	1.50@13.00m55k	21AUS017	1.50@13.00m55k	21AUS038	1.50@13.00							45
46	Mark Louder	NSW	1956	1.25@13.00m55k	2.00@13.00m55k	21AUS045	0.50@13.00m55k	21AUS065	1.25@13.00					144		46
47	Nicholas Werner	VIC	1978	1.00@13.00m55k	3.00@13.00m55k	21AUS106	5.00@14.25m55k	21AUS063	1.00@13.00							47
48	Adam Mcdougall	NT	1974	1.00@13.00m55k	2.50@13.00m55k	21AUS065	5.50@14.25m55k	21AUS065								48
49	Drew Martin	SA	1977	1.00@13.00m55k	1.00@13.00m55k	21AUS048	1.00@13.00m55k	21AUS048	5.50@14.25							49
50	Mark Jordan	QLD	1972	0.50@13.00m55k	2.00@13.00m55k	21AUS058	5.00@14.25m55k	21AUS058	5.75@14.25		145					50
51	Mark Macdonald	VIC	1970	0.00@13.00m55k	1.00@13.00m55k	21AUS047	5.00@14.25m55k	21AUS065	0.00@13.00		144					51
52	Daniel Lucas	VIC	1979	5.75@14.25m55k	1.00@13.00m55k	21AUS063	4.50@14.25m55k	21AUS065								52
53	Neil O'Toole	NSW	1966	5.00@14.25m55k	2.00@13.00m55k	21AUS065	2.00@14.25m55k	Best -6 Buoys								53
54	Clint Mcnee	QLD	1975	4.00@14.25m55k	5.00@14.25m55k	20AUS111	3.00@14.25m55k	20AUS111								54
55	Guy Standing	SA	1969	3.50@14.25m55k	5.00@14.25m55k	21AUS059	2.00@14.25m55k	21AUS059								55
56	Brett Andrews	WA	1964	3.50@14.25m55k	4.00@14.25m55k	21AUS062	3.00@14.25m55k	21AUS038	0.75@14.25					163		56
57	Damien Wilson	WA	1974	3.25@14.25m55k	3.50@14.25m55k	21AUS009	3.00@14.25m55k	21AUS009	1.50@14.25		152					57
58	Dave Ryan	VIC	1962	3.00@14.25m55k	3.00@14.25m55k	21AUS034	3.00@14.25m55k	21AUS034								58
59	Lee Martin	VIC	1962	2.75@14.25m55k	3.50@14.25m55k	21AUS029	2.00@14.25m55k	21AUS029								59
60	Peter Smith	VIC	1958	2.50@14.25m55k	3.00@14.25m55k	21AUS063	2.00@14.25m55k	21AUS065	2.50@14.25					158		60











[Back to Top](#)

		<b>Australian Ranking List as at 30 April 2021</b> <b>All Tricks</b>																
	Name	State	Birth Year	Ranking Score	Best Score	Location	2nd Best Score	Location	World Ranking Score	World Ranking							Last Ranking	
										Open	U21	U17	U14	O35	O45	O55		O65
33	Casey Wooderson	QLD	1999	2840	2990	21AUS065	2690	Best Less 10%										16
34	Daisy Green	WA	2009	2690	2790	21AUS062	2590	21AUS062	2595	125	79	43	18					60
35	Caitlin Macdonald	VIC	2004	2660	2660	21AUS065	2660	21AUS065	2660	122	78	42						41
36	Ryan Macdonald	VIC	2006	2600	2600	21AUS065	2600	21AUS065	2405	180	112	68						42
37	Selina Appleton	QLD	2011	2550	2560	21AUS065	2540	21AUS044	2550	129	83	45						63
38	Lauren Stephen	VIC	2004	2410	2470	21AUS106	2350	21AUS065	2410	132	85	47						47
39	Sarah Lochner	VIC	1995	2390	2440	21AUS063	2340	21AUS065										43
40	Caitlin Dennis	VIC	2005	2380	2380	21AUS065	2380	21AUS065	2380	134	87	48						57
41	Ken Ito	QLD	1963	2370	2410	21AUS020	2330	21AUS020	2235	193						11		49
42	Nicki Cockburn	NSW	1979	2365	2490	21AUS032	2240	Best Less 10%										
43	Ruby Di Salvo	QLD	1994	2365	2370	21AUS020	2360	21AUS020	2350	135								
44	Stephanie Cosgriff	VIC	2005	2285	2360	21AUS047	2210	21AUS063	2285	138	89	50						45
45	Gabrielle Brien	VIC	2004	2285	2350	21AUS029	2220	21AUS110	2285	139	90	51						50
46	Jaycee Ashcroft	NSW	2005	2280	2400	21AUS049	2160	Best Less 10%	2195	149	99	59						
47	Zarhli Reeves	QLD	2010	2265	2280	21AUS065	2250	21AUS012	2265	140	91	52	21					55
48	Ruby Simmonds	QLD	2006	2260	2330	21AUS065	2190	21AUS065	2220	145	96	57						44
49	Thomas Bennett	VIC	2000	2175	2210	21AUS065	2140	21AUS063										40
50	Jake Duperouzel	WA	1995	2165	2280	21AUS009	2050	Best Less 10%										
51	Molly Ferguson	QLD	2001	2145	2260	21AUS065	2030	Best Less 10%										35
52	Jett Sheehy	QLD	2008	2125	2200	21AUS012	2050	21AUS020	2125	202	118	71	27					79
53	Corey Saddington	VIC	2002	2030	2030	21AUS065	2030	21AUS065	1880	220	124							59
54	Kelly Atkinson	VIC	1972	2015	2100	21AUS065	1930	21AUS065	1815	180					11			
55	Sue Crisp	VIC	1954	2005	2110	21AUS106	1900	21AUS063	2005	165							4	46
56	Emita Mccarthy	NSW	2007	1975	2030	21AUS065	1920	21AUS044	1860	176	116	72	28					
57	Bryce Smith	QLD	2007	1930	2030	21AUS065	1830	Best Less 10%	1925	216	123	74	29					81
58	Ben Cosgriff	VIC	2003	1920	2020	21AUS065	1820	Best Less 10%										37
59	Chelsea Brien	VIC	2001	1900	2000	21AUS029	1800	Best Less 10%	1840	178	118							52
60	Karmen Cornale	QLD	2003	1895	1910	21AUS005	1880	21AUS005	1880	174	115							51
61	Emma Neiberding	QLD	2004	1825	1920	21AUS020	1730	Best Less 10%										70
62	Thomas Wilson	WA	2008	1810	1810	20AUS1127	1810	20AUS1127	1735	230	130	79	34					67
63	Cameron Shaw	NSW	2008	1805	1870	21AUS029	1740	21AUS110	1805	223	126	76	31					72
64	Ada Richards	NSW	2004	1795	1890	21AUS049	1700	Best Less 10%	1750	187	121	75						

[Back to Top](#)


		<b>Australian Ranking List as at 30 April 2021</b> <b>All Tricks</b>																
	Name	State	Birth	Ranking	Best	Location	2nd Best	Location	World Ranking	World Ranking							Last	
			Year	Score	Score		Score		Score	Open	U21	U17	U14	O35	O45	O55	O65	Ranking
65	Harrison Lawes	NSW	2004	1790	1870	21AUS049	1710	21AUS015	1690	237	133	82						
66	Jacob Hailand	WA	2000	1765	1860	21AUS031	1670	Best Less 10%	1735	229	129							86
67	Damian Cooper	WA	1958	1930	2030	21AUS065	1830	21AUS031										56
68	Shelly Macdonald	VIC	1970	1920	2020	21AUS065	1820	21AUS063	1765	184					12			
69	Taj Reeves	QLD	2011	1755	1770	21AUS044	1740	21AUS065	1755	228	128	78						93
70	Mark Louder	NSW	1956	1740	1830	21AUS032	1650	Best Less 10%	1715	234							16	54
71	Neil Petersen	QLD	1969	1725	1800	20AUS112	1650	21AUS012	1725	232								64
72	Wayne Briant	NSW	1960	1710	1760	21AUS063	1660	21AUS065										
73	Mark Macdonald	VIC	1970	1680	1680	21AUS063	1680	21AUS063	1680	238					13			94
74	Jake Dowding	WA	1996	1665	1750	21AUS009	1580	Best Less 10%										48
75	Montanna Eastley	TAS	1999	1655	1730	21AUS065	1580	21AUS065										53
76	Martin Ayles	SA	1975	1635	1720	21AUS065	1550	Best Less 10%	1625	240					14			
77	Cherie Buck	NSW	1965	1630	1690	21AUS049	1570	21AUS015										
77	Jakob Horton	WA	1992	1630	1690	21AUS009	1570	21AUS009										
79	Kayde Sherwood	WA	2006	1610	1610	20AUS1127	1610	20AUS1127	1330	267	145	90						82
80	Alan Dagg	WA	1947	1540	1570	21AUS062	1510	21AUS062										85
81	Fyn Mitchell	SA	2007	1530	1530	21AUS065	1530	21AUS065	1530	247	135	84	36					90
82	Samuel Lawes	NSW	2007	1520	1520	21AUS065	1520	21AUS065	1520	249	136	85	37					
83	Callum O'Connor	QLD	2008	1505	1520	21AUS030	1490	20AUS112	1505	251	138	87	39					80
84	Kynan Spencer	WA	2003	1475	1550	21AUS062	1400	Best Less 10%	1395	255	141							97
85	Ramon Horton	WA	1959	1435	1510	21AUS009	1360	Best Less 10%										58
86	Rory Habermann	QLD	2009	1405	1450	21AUS044	1360	21AUS020										92
87	Jason Ackland	QLD	1972	1405	1440	21AUS065	1370	21AUS065	1270	276					17			87
88	Kira Millikan	SA	1997	1370	1380	21AUS027	1360	21AUS021	1315	208								
89	Oscar Mcnamara	VIC	2007	1290	1320	21AUS029	1260	21AUS065	1290	270	147	91	41					75
90	Leah Nowlan	NSW	2000	1285	1350	21AUS065	1220	Best Less 10%										74
91	Amaya Wiseman	QLD	2002	1280	1330	21AUS020	1230	21AUS020										95
92	Jarrold Faoro	VIC	1985	1255	1320	21AUS110	1190	Best Less 10%										
93	Cara O'Connor	QLD	2004	1235	1300	21AUS044	1170	Best Less 10%	1185	217	139	90						98
94	Ellie Thrower	ACT	2010	1210	1210	21AUS065	1210	21AUS065	1210	216	138	89	37					
95	Arlie Atkinson	VIC	2003	1195	1260	21AUS106	1130	Best Less 10%	1175	220	141							
96	Mitchell Bray	VIC	2009	1150	1150	21AUS063	1150	21AUS063	1150	292	160	102	51					







[Back to Top](#)

		<b>Australian Ranking List as at 30 April 2021</b> <b>Open Men Tricks</b>													
	Name	State	Birth Year	Ranking Score	Best Score	Location	2nd Best Score	Location	World Ranking Score	World Ranking				Last Ranking	
										Open	U21	U17	U15		
1	Joshua Briant	NSW	1995	11215	11440	20C053L	10990	21AUS065	11215	8					1
2	Archie Davis	ACT	1998	8230	8550	21AUS065	7910	21AUS110					2		2
3	Patrick Crisp	VIC	1996	7395	7460	21AUS063	7330	21AUS106	7395	32					3
4	Callan Ashcroft	NSW	2003	6540	6770	21AUS065	6310	21AUS065	6460	47	24			4	4
5	Lucas Cornale	QLD	2005	6155	6480	21AUS020	5830	Best Less 10%	5970	50	26	13			7
6	Bailey Christie	VIC	2002	6000	6000	21AUS065	6000	21AUS065	5950	52	27			6	6
7	Joel O'Toole	NSW	2003	5650	5650	21AUS032	5650	21AUS032	5515	58	32				5
8	Joshua Wallent	SA	1997	5185	5430	21AUS065	4940	21AUS027	5090	62				8	
9	Fletcher Green	WA	2007	5070	5280	21AUS062	4860	21AUS009	5070	64	37	18			11
10	Jack Christie	VIC	2000	4725	4780	21AUS065	4670	21AUS063	4700	69	41			10	10
11	Ethan Mckinnon	NSW	2000	4645	4890	20C999A	4400	Best Less 10%	5255	60	34				8
12	William Moroney	VIC	2004	4370	4430	21AUS063	4310	21AUS076	4290	78	47			12	12
13	Lochie Butlin	NSW	2006	4275	4330	21AUS029	4220	21AUS065	4275	79	48	27	13		15
14	Jacob Saddington	VIC	2007	3780	3980	21AUS065	3580	Best Less 10%	3520	109	65	13	14		14

[Back to Top](#)

		<b>Australian Ranking List as at 30 April 2021</b> <b>Open Women Tricks</b>													
	Name	State	Birth Year	Ranking	Best	Location	2nd Best	Location	World Ranking	World Ranking					Last
				Score	Score		Score		Score	Open	U21	U17	U15	Ranking	
1	Tayla Simmonds	QLD	2003	7170	7220	20AUS112	7120	21AUS065	7170	13	5				1
2	Jacinta Carroll	QLD	1992	6340	6640	21AUS065	6040	21AUS065							
3	Cathryn Gordon	VIC	1983	5710	6010	21AUS029	5410	Best Less 10%							
4	Erica Hayes	NSW	2008	4445	4460	21AUS110	4430	21AUS065	4415	40	24	8	2	8	
5	Layne Moroney	VIC	2002	4440	4620	21AUS021	4260	21AUS029	4440	37	21			3	
6	Lara Butlin	NSW	2004	4415	4460	21AUS065	4370	21AUS049	4415	39	23	7		6	
7	Sade Ferguson	QLD	2003	4330	4560	21AUS062	4100	Best Less 10%	4235	48	30			2	
8	Hilary Munro	QLD	1994	4115	4300	21AUS044	3930	21AUS044	4175	50					
9	Laura Hayes	NSW	2010	3760	3760	21AUS065	3760	21AUS065	3555	75	49	21	10	12	
10	Bianca Mulach	ACT	1996	3485	3670	21AUS063	3300	Best Less 10%						4	
11	Anthea Collicoat	VIC	1995	3445	3570	21AUS021	3320	21AUS065	3445	78				7	
12	Kristy Appleton	QLD	2007	3440	3440	21AUS065	3440	21AUS065	3415	81	53	24	12	13	
13	Milla Bennett	VIC	2004	3355	3380	21AUS065	3330	21AUS110		86	55	26		9	
14	Isabel Shaw	NSW	2006	3235	3320	21AUS049	3150	21AUS065	3235	91	59	29		16	
15	Jada Sweeney	VIC	2006	3230	3230	21AUS063	3230	21AUS063	3230	92	60	30		17	
16	Kiera Wiseman	QLD	2005	2935	3010	21AUS065	2860	21AUS065	2890	112	73	39		14	
17	Olivia Collicoat	VIC	1993	2885	2890	21AUS065	2880	21AUS065						10	
18	Casey Wooderson	QLD	1999	2840	2990	21AUS065	2690	Best Less 10%						5	
19	Daisy Green	WA	2009	2690	2790	21AUS062	2590	21AUS062	2595	125	79	43	18	31	
20	Caitlin Macdonald	VIC	2004	2660	2660	21AUS065	2660	21AUS065	2660	122	78	42		19	

[Back to Top](#)



## Australian Ranking List as at 30 April 2021 Over 21 Men Tricks



	Name	State	Birth Year	Ranking Score	Best Score	Location	2nd Best Score	Location	World Ranking Score	World Ranking					Last Ranking
										Open	O35	O45	O55	O65	
1	Joshua Briant	NSW	1995	11215	11440	20C053L	10990	21AUS065	11215	8					
2	Archie Davis	ACT	1998	8230	8550	21AUS065	7910	21AUS110							
3	Patrick Crisp	VIC	1996	7395	7460	21AUS063	7330	21AUS106	7395	50					
4	Joshua Wallent	SA	1997	5185	5430	21AUS065	4940	21AUS027	5090						
5	Lee Bray	VIC	1978	2860	2970	21AUS063	2750	21AUS065	2755	78					
6	Ken Ito	QLD	1963	2370	2410	21AUS020	2330	21AUS020	2235						
7	Jake Duperouzel	WA	1995	2165	2280	21AUS009	2050	Best Less 10%							
8	Damian Cooper	WA	1958	1765	1830	21AUS031	1700	21AUS031							
9	Mark Louder	NSW	1956	1740	1830	21AUS032	1650	Best Less 10%	1715						
10	Neil Petersen	QLD	1969	1725	1800	20AUS112	1650	21AUS012	1725	135					
11	Wayne Briant	NSW	1960	1710	1760	21AUS063	1660	21AUS065		180		11			
12	Mark Macdonald	VIC	1970	1680	1680	21AUS063	1680	21AUS063	1680	165					
13	Jake Dowding	WA	1996	1665	1750	21AUS009	1580	Best Less 10%		184		12			
14	Martin Ayles	SA	1975	1635	1720	21AUS065	1550	Best Less 10%	1625						
15	Jakob Horton	WA	1992	1630	1690	21AUS009	1570	21AUS009							
16	Alan Dagg	WA	1947	1540	1570	21AUS062	1510	21AUS062		208					
17	Ramon Horton	WA	1959	1435	1510	21AUS009	1360	Best Less 10%		238		18			
18	Jason Ackland	QLD	1972	1405	1440	21AUS065	1370	21AUS065	1270						

[Back to Top](#)



## Australian Ranking List as at 30 April 2021 Over 21 Women Tricks



	Name	State	Birth Year	Ranking Score	Best Score	Location	2nd Best Score	Location	World Ranking Score	World Ranking					Last Ranking
										Open	O35	O45	O55	O65	
1	Jacinta Carroll	QLD	1992	6340	6640	21AUS065	6040	21AUS065							
2	Cathryn Gordon	VIC	1983	5710	6010	21AUS029	5410	Best Less 10%							
3	Hilary Munro	QLD	1994	4115	4300	21AUS044	3930	21AUS044	4175	50					
4	Bianca Mulach	ACT	1996	3485	3670	21AUS063	3300	Best Less 10%							
5	Anthea Collicoat	VIC	1995	3445	3570	21AUS021	3320	21AUS065	3445	78					
6	Olivia Collicoat	VIC	1993	2885	2890	21AUS065	2880	21AUS065							
7	Casey Wooderson	QLD	1999	2840	2990	21AUS065	2690	Best Less 10%							
8	Sarah Lochner	VIC	1995	2390	2440	21AUS063	2340	21AUS065							
9	Nicki Cockburn	NSW	1979	2365	2490	21AUS032	2240	Best Less 10%							
10	Ruby Di Salvo	QLD	1994	2365	2370	21AUS020	2360	21AUS020	2350	135					
11	Kelly Atkinson	VIC	1972	2015	2100	21AUS065	1930	21AUS065	1815	180		11			
12	Sue Crisp	VIC	1954	2005	2110	21AUS106	1900	21AUS063	2005	165					
13	Shelly Macdonald	VIC	1970	1765	1770	21AUS106	1760	21AUS063	1765	184		12			
14	Montanna Eastley	TAS	1999	1655	1730	21AUS065	1580	21AUS065							
15	Cherie Buck	NSW	1965	1630	1690	21AUS049	1570	21AUS015							
16	Kira Millikan	SA	1997	1370	1380	21AUS027	1360	21AUS021	1315	208					
17	Gaye Moroney	VIC	1972	1130	1170	21AUS063	1090	21AUS110	980	238		18			


[Back to Top](#)



## Australian Ranking List as at 30 April 2021 Under 21 Men Tricks





	Name	State	Birth Year	Ranking Score	Best Score	Location	2nd Best Score	Location	World Ranking Score	World Ranking					Last Ranking
										Open	U21	U17	U15		
1	Callan Ashcroft	NSW	2003	6540	6770	21AUS065	6310	21AUS065	6460	47	24				1
2	Lucas Cornale	QLD	2005	6155	6480	21AUS020	5830	Best Less 10%	5970	50	26	13			4
3	Bailey Christie	VIC	2002	6000	6000	21AUS065	6000	21AUS065	5950	52	27				3
4	Joel O'Toole	NSW	2003	5650	5650	21AUS032	5650	21AUS032	5515	58	32				2
5	Fletcher Green	WA	2007	5070	5280	21AUS062	4860	21AUS009	5070	64	37	18	7		7
6	Jack Christie	VIC	2000	4725	4780	21AUS065	4670	21AUS063	4700	69	41				6
7	Ethan Mckinnon	NSW	2000	4645	4890	20C999A	4400	Best Less 10%	5255	60	34				5
8	William Moroney	VIC	2004	4370	4430	21AUS063	4310	21AUS076	4290	78	47	26			8
9	Lochie Butlin	NSW	2006	4275	4330	21AUS029	4220	21AUS065	4275	79	48	27			11
10	Jacob Saddington	VIC	2007	3780	3980	21AUS065	3580	Best Less 10%	3520	109	65	36	13		10
11	Ryan Macdonald	VIC	2006	2600	2600	21AUS065	2600	21AUS065	2405	180	112	68			17
12	Thomas Bennett	VIC	2000	2175	2210	21AUS065	2140	21AUS063							16
13	Jett Sheehy	QLD	2008	2125	2200	21AUS012	2050	21AUS020	2125	202	118	71	27		29
14	Corey Saddington	VIC	2002	2030	2030	21AUS065	2030	21AUS065	1880	220	124				18
15	Bryce Smith	QLD	2007	1930	2030	21AUS065	1830	Best Less 10%	1925	216	123	74	29		31
16	Ben Cosgriff	VIC	2003	1920	2020	21AUS065	1820	Best Less 10%							15
17	Thomas Wilson	WA	2008	1810	1810	20AUS1127	1810	20AUS1127	1735	230	130	79	34		22
18	Cameron Shaw	NSW	2008	1805	1870	21AUS029	1740	21AUS110	1805	223	126	76	31		24
19	Harrison Lawes	NSW	2004	1790	1870	21AUS049	1710	21AUS015	1690	237	133	82			
20	Jacob Hailand	WA	2000	1765	1860	21AUS031	1670	Best Less 10%	1735	229	129				
21	Taj Reeves	QLD	2011	1755	1770	21AUS044	1740	21AUS065	1755	228	128	78			
22	Kayde Sherwood	WA	2006	1610	1610	20AUS1127	1610	20AUS1127	1330	267	145	90			32
23	Fyn Mitchell	SA	2007	1530	1530	21AUS065	1530	21AUS065	1530	247	135	84	36		
24	Samuel Lawes	NSW	2007	1520	1520	21AUS065	1520	21AUS065	1520	249	136	85	37		
25	Callum O'Connor	QLD	2008	1505	1520	21AUS030	1490	20AUS112	1505	251	138	87	39		30
26	Kynan Spencer	WA	2003	1475	1550	21AUS062	1400	Best Less 10%	1395	255	141				
27	Rory Habermann	QLD	2009	1405	1450	21AUS044	1360	21AUS020							


		<b>Australian Ranking List as at 30 April 2021</b> <b>Under 21 Women Tricks</b>													
	Name	State	Birth Year	Ranking Score	Best Score	Location	2nd Best Score	Location	World Ranking Score	World Ranking					Last Ranking
										Open	U21	U17	U15		
1	Tayla Simmonds	QLD	2003	7170	7220	20AUS112	7120	21AUS065	7170	13	5				1
2	Erica Hayes	NSW	2008	4445	4460	21AUS110	4430	21AUS065	4415	40	24	8	2		5
3	Layne Moroney	VIC	2002	4440	4620	21AUS021	4260	21AUS029	4440	37	21				3
4	Lara Butlin	NSW	2004	4415	4460	21AUS065	4370	21AUS049	4415	39	23	7			4
5	Sade Ferguson	QLD	2003	4330	4560	21AUS062	4100	Best Less 10%	4235	48	30				2
6	Laura Hayes	NSW	2010	3760	3760	21AUS065	3760	21AUS065	3555	75	49	21	10		7
7	Kristy Appleton	QLD	2007	3440	3440	21AUS065	3440	21AUS065	3415	81	53	24	12		8
8	Milla Bennett	VIC	2004	3355	3380	21AUS065	3330	21AUS110		86	55	26			6
9	Isabel Shaw	NSW	2006	3235	3320	21AUS049	3150	21AUS065	3235	91	59	29			11
10	Jada Sweeney	VIC	2006	3230	3230	21AUS063	3230	21AUS063	3230	92	60	30			12
11	Kiera Wiseman	QLD	2005	2935	3010	21AUS065	2860	21AUS065	2890	112	73	39			9
12	Daisy Green	WA	2009	2690	2790	21AUS062	2590	21AUS062	2595	125	79	43	18		23
13	Caitlin Macdonald	VIC	2004	2660	2660	21AUS065	2660	21AUS065	2660	122	78	42			14
14	Selina Appleton	QLD	2011	2550	2560	21AUS065	2540	21AUS044	2550	129	83	45			24
15	Lauren Stephen	VIC	2004	2410	2470	21AUS106	2350	21AUS065	2410	132	85	47			17
16	Caitlin Dennis	VIC	2005	2380	2380	21AUS065	2380	21AUS065	2380	134	87	48			22
17	Stephanie Cosgriff	VIC	2005	2285	2360	21AUS047	2210	21AUS063	2285	138	89	50			16
18	Gabrielle Brien	VIC	2004	2285	2350	21AUS029	2220	21AUS110	2285	139	90	51			18
19	Jaycee Ashcroft	NSW	2005	2280	2400	21AUS049	2160	Best Less 10%	2195	149	99	59			
20	Zarhli Reeves	QLD	2010	2265	2280	21AUS065	2250	21AUS012	2265	140	91	52	21		21
21	Ruby Simmonds	QLD	2006	2260	2330	21AUS065	2190	21AUS065	2220	145	96	57			15
22	Molly Ferguson	QLD	2001	2145	2260	21AUS065	2030	Best Less 10%							10
23	Emita Mccarthy	NSW	2007	1975	2030	21AUS065	1920	21AUS044	1860	176	116	72	28		
24	Chelsea Brien	VIC	2001	1900	2000	21AUS029	1800	Best Less 10%	1840	178	118				20
25	Karmen Cornale	QLD	2003	1895	1910	21AUS005	1880	21AUS005	1880	174	115				19
26	Emma Neiberding	QLD	2004	1825	1920	21AUS020	1730	Best Less 10%							25
27	Ada Richards	NSW	2004	1795	1890	21AUS049	1700	Best Less 10%	1750	187	121	75			
28	Leah Nowlan	NSW	2000	1285	1350	21AUS065	1220	Best Less 10%							26
29	Amaya Wiseman	QLD	2002	1280	1330	21AUS020	1230	21AUS020							29
30	Cara O'Connor	QLD	2004	1235	1300	21AUS044	1170	Best Less 10%	1185	217	139	90			31
31	Ellie Thrower	ACT	2010	1210	1210	21AUS065	1210	21AUS065	1210	216	138	89	37		
32	Arlie Atkinson	VIC	2003	1195	1260	21AUS106	1130	Best Less 10%	1175	220	141				
33	Grace Butlin	NSW	2002	1100	1110	21AUS065	1090	21AUS049	1100	227	144				27
34	Gabby Atkinson	VIC	2006	1060	1060	21AUS065	1060	21AUS065	950	240	152	97			
35	Elouise Fletcher	NSW	2012	1045	1100	21AUS065	990	Best Less 10%	910	242	154	99			
36	Georgie Richards	NSW	2008	990	1000	21AUS049	980	21AUS049	955	239	151	96	43		
37	Zali Spencer	WA	1999	920	970	21AUS062	870	Best Less 10%	815	249					





[Back to Top](#)

		<b>Australian Ranking List as at 30 April 2021</b> <b>Under 17 Girls Tricks</b>													
	Name	State	Birth Year	Ranking Score	Best Score	Location	2nd Best Score	Location	World Ranking Score	World Ranking					Last Ranking
										Open	U21	U17	U15		
1	Erica Hayes	NSW	2008	4445	4460	21AUS110	4430	21AUS065	4415	40	24	8	2	2	
2	Lara Butlin	NSW	2004	4415	4460	21AUS065	4370	21AUS049	4415	39	23	7		1	
3	Laura Hayes	NSW	2010	3760	3760	21AUS065	3760	21AUS065	3555	75	49	21	10	4	
4	Kristy Appleton	QLD	2007	3440	3440	21AUS065	3440	21AUS065	3415	81	53	24	12	5	
5	Milla Bennett	VIC	2004	3355	3380	21AUS065	3330	21AUS110		86	55	26		3	
6	Isabel Shaw	NSW	2006	3235	3320	21AUS049	3150	21AUS065	3235	91	59	29		7	
7	Jada Sweeney	VIC	2006	3230	3230	21AUS063	3230	21AUS063	3230	92	60	30		8	
8	Kiera Wiseman	QLD	2005	2935	3010	21AUS065	2860	21AUS065	2890	112	73	39		6	
9	Daisy Green	WA	2009	2690	2790	21AUS062	2590	21AUS062	2595	125	79	43	18	16	
10	Caitlin Macdonald	VIC	2004	2660	2660	21AUS065	2660	21AUS065	2660	122	78	42		9	
11	Selina Appleton	QLD	2011	2550	2560	21AUS065	2540	21AUS044	2550	129	83	45		17	
12	Lauren Stephen	VIC	2004	2410	2470	21AUS106	2350	21AUS065	2410	132	85	47		12	
13	Caitlin Dennis	VIC	2005	2380	2380	21AUS065	2380	21AUS065	2380	134	87	48		15	
14	Stephanie Cosgriff	VIC	2005	2285	2360	21AUS047	2210	21AUS063	2285	138	89	50		11	
15	Gabrielle Brien	VIC	2004	2285	2350	21AUS029	2220	21AUS110	2285	139	90	51		13	
16	Jaycee Ashcroft	NSW	2005	2280	2400	21AUS049	2160	Best Less 10%	2195	149	99	59			
17	Zarhli Reeves	QLD	2010	2265	2280	21AUS065	2250	21AUS012	2265	140	91	52	21	14	
18	Ruby Simmonds	QLD	2006	2260	2330	21AUS065	2190	21AUS065	2220	145	96	57		10	
19	Emita Mccarthy	NSW	2007	1975	2030	21AUS065	1920	21AUS044	1860	176	116	72	28		
20	Emma Neiberding	QLD	2004	1825	1920	21AUS020	1730	Best Less 10%						18	
21	Ada Richards	NSW	2004	1795	1890	21AUS049	1700	Best Less 10%	1750	187	121	75			
22	Cara O'Connor	QLD	2004	1235	1300	21AUS044	1170	Best Less 10%	1185	217	139	90			
23	Ellie Thrower	ACT	2010	1210	1210	21AUS065	1210	21AUS065	1210	216	138	89	37		





		<h2 style="text-align: center;">Australian Ranking List as at 30 April 2021</h2> <h3 style="text-align: center;">Under 14 Boys Tricks</h3>												
	Name	State	Birth Year	Ranking Score	Best Score	Location	2nd Best Score	Location	World Ranking Score	World Ranking				Last Ranking
										Open	U21	U17	U15	
1	Fletcher Green	WA	2007	5070	5280	21AUS062	4860	21AUS009	5070	64	37	18	7	1
2	Jacob Saddington	VIC	2007	3780	3980	21AUS065	3580	Best Less 10%	3520	109	65	36	13	2
3	Ryan Macdonald	VIC	2006	2600	2600	21AUS065	2600	21AUS065	2405	180	112	68		3
4	Jett Sheehy	QLD	2008	2125	2200	21AUS012	2050	21AUS020	2125	202	118	71	27	9
5	Bryce Smith	QLD	2007	1930	2030	21AUS065	1830	Best Less 10%	1925	216	123	74	29	11
6	Thomas Wilson	WA	2008	1810	1810	20AUS1127	1810	20AUS1127	1735	230	130	79	34	5
7	Cameron Shaw	NSW	2008	1805	1870	21AUS029	1740	21AUS110	1805	223	126	76	31	6
8	Taj Reeves	QLD	2011	1755	1770	21AUS044	1740	21AUS065	1755	228	128	78		16
9	Kayde Sherwood	WA	2006	1610	1610	20AUS1127	1610	20AUS1127	1330	267	145	90		12
10	Fyn Mitchell	SA	2007	1530	1530	21AUS065	1530	21AUS065	1530	247	135	84	36	14
11	Samuel Lawes	NSW	2007	1520	1520	21AUS065	1520	21AUS065	1520	249	136	85	37	
12	Callum O'Connor	QLD	2008	1505	1520	21AUS030	1490	20AUS112	1505	251	138	87	39	10
13	Rory Habermann	QLD	2009	1405	1450	21AUS044	1360	21AUS020						15
14	Oscar Mcnamara	VIC	2007	1290	1320	21AUS029	1260	21AUS065	1290	270	147	91	41	8
15	Mitchell Bray	VIC	2009	1150	1150	21AUS063	1150	21AUS063	1150	292	160	102	51	
16	Ethan Roberts	QLD	2007	1100	1100	21AUS044	1100	21AUS044	1100	303	168	110	55	
17	James Wilson	WA	2007	1090	1090	21AUS009	1090	21AUS009	1090	305	170	112	56	17
18	Hayden Bickerton	NSW	2007	920	970	21AUS065	870	Best Less 10%	900	338	179	121	62	
19	Lucas Easton	WA	2007	835	880	21AUS009	790	Best Less 10%	820	351	185	124	63	18
20	Archie Dowding	WA	2010	800	840	21AUS009	760	21AUS017	800	354	187	125		
21	Patrick Wilson	WA	2009	720	760	21AUS038	680	Best Less 10%	715	366	191	128	65	
22	Jesse Young	SA	2009	620	650	21AUS059	590	Best Less 10%						



[Back to Top](#)

		Australian Ranking List as at 30 April 2021 Under 14 Girls Tricks													
	Name	State	Birth Year	Ranking Score	Best Score	Location	2nd Best Score	Location	World Ranking Score	World Ranking					Last Ranking
										Open	U21	U17	U15		
1	Erica Hayes	NSW	2008	4445	4460	21AUS110	4430	21AUS065	4415	40	24	8	2	1	
2	Laura Hayes	NSW	2010	3760	3760	21AUS065	3760	21AUS065	3555	75	49	21	10	2	
3	Kristy Appleton	QLD	2007	3440	3440	21AUS065	3440	21AUS065	3415	81	53	24	12	3	
4	Jada Sweeney	VIC	2006	3230	3230	21AUS063	3230	21AUS063	3230	92	60	30		4	
5	Daisy Green	WA	2009	2690	2790	21AUS062	2590	21AUS062	2595	125	79	43	18	6	
6	Selina Appleton	QLD	2011	2550	2560	21AUS065	2540	21AUS044	2550	129	83	45		7	
7	Zarhli Reeves	QLD	2010	2265	2280	21AUS065	2250	21AUS012	2265	140	91	52	21	5	
8	Emita Mccarthy	NSW	2007	1975	2030	21AUS065	1920	21AUS044	1860	176	116	72	28		
9	Ellie Thrower	ACT	2010	1210	1210	21AUS065	1210	21AUS065	1210	216	138	89	37		
10	Gabby Atkinson	VIC	2006	1060	1060	21AUS065	1060	21AUS065	950	240	152	97			
11	Ellouise Fletcher	NSW	2012	1045	1100	21AUS065	990	Best Less 10%	910	242	154	99			
12	Georgie Richards	NSW	2008	990	1000	21AUS049	980	21AUS049	955	239	151	96	43		
13	Bridget Moloney	NSW	2007	815	850	21AUS065	780	21AUS065	495	268	170	109	53		
14	Addisyn Wiseman	QLD	2008	810	830	21AUS065	790	21AUS065	715	254	163	103	49	8	
15	Sienna Mccarthy	NSW	2012	380	400	21AUS065	360	Best Less 10%	360	277	175	114			



[Back to Top](#)

		Australian Ranking List as at 30 April 2021 Under 12 Boys Tricks													
	Name	State	Birth Year	Ranking Score	Best Score	Location	2nd Best Score	Location	World Ranking Score	World Ranking					Last Ranking
										Open	U21	U17	U15		
1	Thomas Wilson	WA	2008	1810	1810	20AUS1127	1810	20AUS1127		75	49	21	10	7	
2	Cameron Shaw	NSW	2008	1805	1870	21AUS029	1740	21AUS110		125	79	43	18	4	
3	Taj Reeves	QLD	2011	1755	1770	21AUS044	1740	21AUS065		129	83	45		20	
4	Rory Habermann	QLD	2009	1405	1450	21AUS044	1360	21AUS020		140	91	52	21	14	
5	Mitchell Bray	VIC	2009	1150	1150	21AUS063	1150	21AUS063		216	138	89	37		
6	Archie Dowding	WA	2010	800	840	21AUS009	760	21AUS017		242	154	99		17	
7	Patrick Wilson	WA	2009	720	760	21AUS038	680	Best Less 10%		277	175	114		21	
8	Jesse Young	SA	2009	620	650	21AUS059	590	Best Less 10%		279	177	115			
9	Ruben Rodgers	WA	2009	475	500	21AUS009	450	Best Less 10%							
10	Bentley Crouch	NSW	2011	465	490	21AUS032	440	Best Less 10%							
11	Edward Wilson	WA	2011	380	400	21AUS038	360	Best Less 10%							



[Back to Top](#)

		Australian Ranking List as at 30 April 2021 Under 12 Girls Tricks													
	Name	State	Birth Year	Ranking Score	Best Score	Location	2nd Best Score	Location	World Ranking Score	World Ranking					Last Ranking
										Open	U21	U17	U15		
1	Laura Hayes	NSW	2010	3760	3760	21AUS065	3760	21AUS065	3555	75	49	21	10		
2	Daisy Green	WA	2009	2690	2790	21AUS062	2590	21AUS062	2595	125	79	43	18		4
3	Selina Appleton	QLD	2011	2550	2560	21AUS065	2540	21AUS044	2550	129	83	45			
4	Zarhli Reeves	QLD	2010	2265	2280	21AUS065	2250	21AUS012	2265	140	91	52	21		6
5	Ellie Thrower	ACT	2010	1210	1210	21AUS065	1210	21AUS065	1210	216	138	89	37		9
6	Ellouise Fletcher	NSW	2012	1045	1100	21AUS065	990	Best Less 10%	910	242	154	99			
7	Sienna Mccarthy	NSW	2012	380	400	21AUS065	360	Best Less 10%	360	277	175	114			
8	Makaidie Mitchell	SA	2012	275	290	21AUS059	260	Best Less 10%	275	279	177	115			12

[Back to Top](#)



		Australian Ranking List as at 30 April 2021 Under 10 Boys Tricks													
	Name	State	Birth Year	Ranking Score	Best Score	Location	2nd Best Score	Location	World Ranking Score	World Ranking					Last Ranking
										Open	U21	U17	U15		
1	Taj Reeves	QLD	2011	1755	1770	21AUS044	1740	21AUS065		228	128	78			1
2	Archie Dowding	WA	2010	800	840	21AUS009	760	21AUS017		354	187	125			2
3	Bentley Crouch	NSW	2011	465	490	21AUS032	440	Best Less 10%							4
4	Edward Wilson	WA	2011	380	400	21AUS038	360	Best Less 10%		388	201	136			3
5	Mitchell Fletcher	NSW	2014	290	290	21AUS065	290	21AUS065		393	204	139			
6	Cadel Dalzell	SA	2012	150	160	21AUS059	140	Best Less 10%							

[Back to Top](#)

		Australian Ranking List as at 30 April 2021 Under 10 Girls Tricks													
	Name	State	Birth Year	Ranking Score	Best Score	Location	2nd Best Score	Location	World Ranking Score	World Ranking					Last Ranking
										Open	U21	U17	U15		
1	Selina Appleton	QLD	2011	2550	2560	21AUS065	2540	21AUS044		129	83	45			1
2	Ellouise Fletcher	NSW	2012	1045	1100	21AUS065	990	Best Less 10%		242	154	99			
3	Sienna Mccarthy	NSW	2012	380	400	21AUS065	360	Best Less 10%		277	175	114			
4	Makaidie Mitchell	SA	2012	275	290	21AUS059	260	Best Less 10%		279	177	115			2
5	Georgia Bray	VIC	2011	200	200	21AUS106	200	21AUS106		282	179	117			



[Back to Top](#)

		<b>Australian Ranking List as at 30 April 2021</b> <b>Over 35 Women Tricks</b>																	
	Name	State	Birth Year	Ranking Score	Best Score	Location	2nd Best Score	Location	World Ranking Score	World Ranking								Last Ranking	
										Open	U21	U17	U14	O35	O45	O55	O65		
1	Cathryn Gordon	VIC	1983	5710	6010	21AUS029	5410	Best Less 10%											
2	Nicki Cockburn	NSW	1979	2365	2490	21AUS032	2240	Best Less 10%											
3	Kelly Atkinson	VIC	1972	2015	2100	21AUS065	1930	21AUS065	1815	180									
4	Sue Crisp	VIC	1954	2005	2110	21AUS106	1900	21AUS063	2005	165									1
5	Shelly Macdonald	VIC	1970	1765	1770	21AUS106	1760	21AUS063	1765	184									
6	Cherie Buck	NSW	1965	1630	1690	21AUS049	1570	21AUS015											
7	Gaye Moroney	VIC	1972	1130	1170	21AUS063	1090	21AUS110	980	238									3
8	Colleen Horton	WA	1963	665	700	21AUS009	630	Best Less 10%											
9	Christine Stephen	VIC	1964	655	660	21AUS063	650	21AUS065	655	261							13		



# Australian Ranking List as at 30 April 2021

## ALL Jump



	Name	State	Birth Year	Ranking	Best	Location	2nd Best	Location	World Ranking	World Ranking								Last Ranking
				Score	Score		Score		Score	Open	U21	U17	U14	O35	O45	O55	O65	
1	Joshua Wallent	SA	1997	60.60	62.1	21AUS065	59.1	21AUS041	60.6	20								
2	Archie Davis	ACT	1998	57.80	58.3	21AUS065	57.3	21AUS065										2
3	Jacinta Carroll	QLD	1992	55.65	55.7	21AUS044	55.6	21AUS109	55.1	2								1
4	Scott Reeves	QLD	1984	53.60	53.8	21AUS044	53.4	21AUS044	53.5	39			4					4
5	Ethan Mckinnon	NSW	2000	51.05	52.8	20C999A	49.3	20C998B	53.5	38	13							5
6	Callan Ashcroft	NSW	2003	45.70	46.1	21AUS032	45.3	21AUS065	45.7	71	30							14
7	Sade Ferguson	QLD	2003	45.15	46.4	21AUS062	43.9	21AUS062										9
8	Corey Saddington	VIC	2002	44.90	45.2	21AUS065	44.6	21AUS029	44.9	74	33							10
9	Jack Christie	VIC	2000	44.70	45.4	21AUS065	44.0	21AUS029	44.7	76	34							
10	Joel O'Toole	NSW	2003	44.25	44.8	21AUS065	43.7	21AUS065	43.2	86	41							15
11	Ben Cosgriff	VIC	2003	40.85	42.2	21AUS065	39.5	21AUS065										12
12	Casey Wooderson	QLD	1999	40.70	42.2	21AUS065	39.2	21AUS065	40.5	21								13
13	Jarrold Faoro	VIC	1985	40.45	41.0	21AUS065	39.9	21AUS065										
14	Graham Ashcroft	NSW	1966	37.00	37.3	21AUS032	36.7	21AUS032	36.6	121				4				
15	Lucas Cornale	QLD	2005	36.00	36.1	21AUS030	35.9	21AUS044	36.0	124	61	22						26
16	Mark Louder	NSW	1956	35.70	36.1	21AUS065	35.3	21AUS032	35.7	127						6		19
17	Hilary Munro	QLD	1994	35.40	36.1	21AUS065	34.7	21AUS065	36.2									
18	Shania Browne	TAS	1999	34.95	35.5	21AUS032	34.4	21AUS032										20
19	Finn Sheehy	QLD	2005	34.50	35.7	21AUS065	33.3	21AUS109	34.5	135	66	25						40
20	Mark Macdonald	VIC	1970	34.05	35.5	21AUS065	32.6	21AUS063	33.9	141				5				23
21	Lochie Butlin	NSW	2006	33.80	33.9	21AUS029	33.7	21AUS065	33.8	143	70	28						34
22	Thomas Bennett	VIC	2000	33.25	33.5	21AUS110	33.0	21AUS063										24
23	Molly Ferguson	QLD	2001	33.15	33.2	21AUS062	33.1	21AUS065	33.2	41	18							22
24	Ken Ito	QLD	1963	32.40	32.5	21AUS109	32.3	21AUS020	31.2	159								38
25	Lara Butlin	NSW	2004	32.35	32.4	21AUS076	32.3	21AUS065	32.3	45	22	6						31
26	Layne Moroney	VIC	2002	32.05	32.2	21AUS020	31.9	21AUS021	33.3	40	17							25
27	Jacob Saddington	VIC	2007	31.60	32.1	21AUS065	31.1	21AUS065	31.4	156	77	34	7					32
28	Milla Bennett	VIC	2004	31.20	31.2	21AUS029	31.2	21AUS029	30.8	52	28	9						30
29	Kiera Wiseman	QLD	2005	28.95	29.9	21AUS065	28.0	21AUS065	28.5	64	37	14						41
30	Damien Wilson	WA	1974	28.55	28.8	21AUS009	28.3	21AUS062	28.6	170				6				44
31	Anthea Collicoat	VIC	1995	28.55	28.6	21AUS029	28.5	21AUS065	28.6	63								33
32	William Moroney	VIC	2004	28.20	29.0	21AUS065	27.4	21AUS065	27.6	180	94	46						37
33	Jake Dowding	WA	1996	28.10	28.9	21AUS009	27.3	21AUS009										35
34	Chelsea Brien	VIC	2001	27.40	28.0	21AUS029	26.8	21AUS021	27.4	71	43							36
35	Warren O'Neill	WA	1971	26.85	27.7	21AUS038	26.0	21AUS017	26.9	186				8				55
36	Kristy Appleton	QLD	2007	26.40	26.7	21AUS065	26.1	21AUS065	26.2	78	48	18	2					60



[Back to Top](#)



## Australian Ranking List as at 30 April 2021 Open Men Jump



	Name	State	Birth	Ranking	Best	Location	2nd Best	Location	World Ranking	World Ranking				Last
			Year	Score	Score	Score	Score	Open	U21	U17	U14	Ranking		
1	Joshua Wallent	SA	1997	60.60	62.1	21AUS065	59.1	21AUS041	60.6	20				
2	Archie Davis	ACT	1998	57.80	58.3	21AUS065	57.3	21AUS065						1
3	Scott Reeves	QLD	1984	53.60	53.8	21AUS044	53.4	21AUS044	53.5	39				3
4	Ethan Mckinnon	NSW	2000	51.05	52.8	20C999A	49.3	20C998B	53.5	38	13	13		4
5	Callan Ashcroft	NSW	2003	45.70	46.1	21AUS032	45.3	21AUS065	45.7	71	30	30		11
6	Corey Saddington	VIC	2002	44.90	45.2	21AUS065	44.6	21AUS029	44.9	74	33	33		8
7	Jack Christie	VIC	2000	44.70	45.4	21AUS065	44.0	21AUS029	44.7	76	34	34		
8	Joel O'Toole	NSW	2003	44.25	44.8	21AUS065	43.7	21AUS065	43.2	86	41	41		12
9	Ben Cosgriff	VIC	2003	40.85	42.2	21AUS065	39.5	21AUS065						10
10	Jarrod Faoro	VIC	1985	40.45	41.0	21AUS065	39.9	21AUS065						
11	Graham Ashcroft	NSW	1966	37.00	37.3	21AUS032	36.7	21AUS032	36.6	121				
12	Lucas Cornale	QLD	2005	36.00	36.1	21AUS030	35.9	21AUS044	36.0	124	61	61	22	20
13	Mark Louder	NSW	1956	35.70	36.1	21AUS065	35.3	21AUS032	35.7	127				16



[Back to Top](#)





## Australian Ranking List as at 30 April 2021

### Open Women Jump





	Name	State	Birth	Ranking	Best	Location	2nd Best	Location	World Ranking	World Ranking				Last
			Year	Score	Score		Score		Score	Open	U21	U17	U14	Ranking
1	Jacinta Carroll	QLD	1992	55.65	55.7	21AUS044	55.6	21AUS109	55.1	2				1
2	Sade Ferguson	QLD	2003	45.15	46.4	21AUS062	43.9	21AUS062						2
3	Casey Wooderson	QLD	1999	40.70	42.2	21AUS065	39.2	21AUS065	40.5	21				3
4	Hilary Munro	QLD	1994	35.40	36.1	21AUS065	34.7	21AUS065	36.2	33				
5	Shania Browne	TAS	1999	34.95	35.5	21AUS032	34.4	21AUS032						4
6	Molly Ferguson	QLD	2001	33.15	33.2	21AUS062	33.1	21AUS065	33.2	41	18			5
7	Lara Butlin	NSW	2004	32.35	32.4	21AUS076	32.3	21AUS065	32.3	45	22	6		9
8	Layne Moroney	VIC	2002	32.05	32.2	21AUS020	31.9	21AUS021	33.3	40	17			6
9	Milla Bennett	VIC	2004	31.20	31.2	21AUS029	31.2	21AUS029	30.8	52	28	9		8
10	Kiera Wiseman	QLD	2005	28.95	29.9	21AUS065	28.0	21AUS065	28.5	64	37	14		13
11	Anthea Collicoat	VIC	1995	28.55	28.6	21AUS029	28.5	21AUS065	28.6	63				10
12	Chelsea Brien	VIC	2001	27.40	28.0	21AUS029	26.8	21AUS021	27.4	71	43			11
13	Kristy Appleton	QLD	2007	26.40	26.7	21AUS065	26.1	21AUS065	26.2	78	48	18	2	21
14	Stephanie Cosgriff	VIC	2005	25.75	26.4	21AUS065	25.1	21AUS063	25.7	80	50	19		17
15	Jada Sweeney	VIC	2006	25.45	25.5	21AUS065	25.4	21AUS110	24.8	84	53	22		15
16	Isabel Shaw	NSW	2006	25.30	25.7	21AUS049	24.9	21AUS049	25.2	83	52	21		20
17	Gabrielle Brien	VIC	2004	25.05	25.2	21AUS029	24.9	21AUS029	22.9	94	60	26		14
18	Jaycee Ashcroft	NSW	2005	24.35	24.4	21AUS110	24.3	21AUS032	24.4	86	55	23		



[Back to Top](#)

		Australian Ranking List as at 30 April 2021 Over 21 Men Jump													
	Name	State	Birth Year	Ranking Score	Best Score	Location	2nd Best Score	Location	World Ranking Score	World Ranking				Last Ranking	
										Open	O35	O45	O55 O65		
1	Joshua Wallent	SA	1997	60.60	62.1	21AUS065	59.1	21AUS041	60.6	20					
2	Archie Davis	ACT	1998	57.80	58.3	21AUS065	57.3	21AUS065							
3	Scott Reeves	QLD	1984	53.60	53.8	21AUS044	53.4	21AUS044	53.5	39	4				2
4	Jarrod Faoro	VIC	1985	40.45	41.0	21AUS065	39.9	21AUS065							
5	Graham Ashcroft	NSW	1966	37.00	37.3	21AUS032	36.7	21AUS032	36.6	121		4			
6	Mark Louder	NSW	1956	35.70	36.1	21AUS065	35.3	21AUS032	35.7	127			6		
7	Mark Macdonald	VIC	1970	34.05	35.5	21AUS065	32.6	21AUS063	33.9	141		5			
8	Ken Ito	QLD	1963	32.40	32.5	21AUS109	32.3	21AUS020	31.2	159					
9	Damien Wilson	WA	1974	28.55	28.8	21AUS009	28.3	21AUS062	28.6	170		6			
10	Jake Dowding	WA	1996	28.10	28.9	21AUS009	27.3	21AUS009							
11	Warren O'Neill	WA	1971	26.85	27.7	21AUS038	26.0	21AUS017	26.9	186		8			



[Back to Top](#)

		Australian Ranking List as at 30 April 2021 Over 21 Women Jump													
	Name	State	Birth Year	Ranking Score	Best Score	Location	2nd Best Score	Location	World Ranking Score	World Ranking				Last Ranking	
										Open	O35	O45	O55 O65		
1	Jacinta Carroll	QLD	1992	55.65	55.7	21AUS044	55.6	21AUS109	55.1	2					1
2	Casey Wooderson	QLD	1999	40.70	42.2	21AUS065	39.2	21AUS065	40.5	21					2
3	Hilary Munro	QLD	1994	35.40	36.1	21AUS065	34.7	21AUS065	36.2	33					
4	Shania Browne	TAS	1999	34.95	35.5	21AUS032	34.4	21AUS032							3
5	Anthea Collicoat	VIC	1995	28.55	28.6	21AUS029	28.5	21AUS065	28.6	63					4
6	Montanna Eastley	TAS	1999	19.70	19.8	21AUS065	19.6	21AUS065							6



[Back to Top](#)

		Australian Ranking List as at 30 April 2021												
Under 21 Men Jump														
Ranking	Name	State	Birth Year	Ranking	Best	Location	2nd Best	Location	World Ranking	World Ranking				Last Ranking
				Score	Score		Score		Score	Open	U21	U17	U14	
1	Ethan Mckinnon	NSW	2000	51.05	52.8	20C999A	49.3	20C998B	53.5	38	13		1	1
2	Callan Ashcroft	NSW	2003	45.70	46.1	21AUS032	45.3	21AUS065	45.7	71	30		2	6
3	Corey Saddington	VIC	2002	44.90	45.2	21AUS065	44.6	21AUS029	44.9	74	33		3	4
4	Jack Christie	VIC	2000	44.70	45.4	21AUS065	44.0	21AUS029	44.7	76	34		4	
5	Joel O'Toole	NSW	2003	44.25	44.8	21AUS065	43.7	21AUS065	43.2	86	41		5	7
6	Ben Cosgriff	VIC	2003	40.85	42.2	21AUS065	39.5	21AUS065					6	5
7	Lucas Cornale	QLD	2005	36.00	36.1	21AUS030	35.9	21AUS044	36.0	124	61	22	7	13
8	Finn Sheehy	QLD	2005	34.50	35.7	21AUS065	33.3	21AUS109	34.5	135	66	25	8	19
9	Lochie Butlin	NSW	2006	33.80	33.9	21AUS029	33.7	21AUS065	33.8	143	70	28	9	17
10	Thomas Bennett	VIC	2000	33.25	33.5	21AUS110	33.0	21AUS063					10	12
11	Jacob Saddington	VIC	2007	31.60	32.1	21AUS065	31.1	21AUS065	31.4	156	77	34	7	11
12	William Moroney	VIC	2004	28.20	29.0	21AUS065	27.4	21AUS065	27.6	180	94	46	12	18



[Back to Top](#)

		Australian Ranking List as at 30 April 2021												
Under 21 Women Jump														
Ranking	Name	State	Birth Year	Ranking	Best	Location	2nd Best	Location	World Ranking	World Ranking				Last Ranking
				Score	Score		Score		Score	Open	U21	U17	U14	
1	Sade Ferguson	QLD	2003	45.15	46.4	21AUS062	43.9	21AUS062						1
2	Molly Ferguson	QLD	2001	33.15	33.2	21AUS062	33.1	21AUS065	33.2	41	18			2
3	Lara Butlin	NSW	2004	32.35	32.4	21AUS076	32.3	21AUS065	32.3	45	22	6		6
4	Layne Moroney	VIC	2002	32.05	32.2	21AUS020	31.9	21AUS021	33.3	40	17			3
5	Milla Bennett	VIC	2004	31.20	31.2	21AUS029	31.2	21AUS029	30.8	52	28	9		5
6	Kiera Wiseman	QLD	2005	28.95	29.9	21AUS065	28.0	21AUS065	28.5	64	37	14		8
7	Chelsea Brien	VIC	2001	27.40	28.0	21AUS029	26.8	21AUS021	27.4	71	43			7
8	Kristy Appleton	QLD	2007	26.40	26.7	21AUS065	26.1	21AUS065	26.2	78	48	18	2	15
9	Stephanie Cosgriff	VIC	2005	25.75	26.4	21AUS065	25.1	21AUS063	25.7	80	50	19		12
10	Jada Sweeney	VIC	2006	25.45	25.5	21AUS065	25.4	21AUS110	24.8	84	53	22		10
11	Isabel Shaw	NSW	2006	25.30	25.7	21AUS049	24.9	21AUS049	25.2	83	52	21		14
12	Gabrielle Brien	VIC	2004	25.05	25.2	21AUS029	24.9	21AUS029	22.9	94	60	26		9
13	Jaycee Ashcroft	NSW	2005	24.35	24.4	21AUS110	24.3	21AUS032	24.4	86	55	23		
14	Erica Hayes	NSW	2008	22.60	22.9	21AUS065	22.3	21AUS110	22.3	98	63	29	4	13
15	Caitlin Dennis	VIC	2005	16.20	16.2	21AUS065	16.2	21AUS065	15.7	133	86	47		
16	Caitlin Macdonald	VIC	2004	16.15	16.3	21AUS063	16.0	21AUS063	16.1	129	83	46		
17	Zarhli Reeves	QLD	2010	15.55	15.7	21AUS065	15.4	21AUS065	15.3	135	88	48	13	



[Back to Top](#)

		Australian Ranking List as at 30 April 2021 Under 17 Boys Jump												
	Name	State	Birth Year	Ranking Score	Best Score	Location	2nd Best Score	Location	World Ranking Score	World Ranking				Last Ranking
										Open	U21	U17	U14	
1	Joel O'Toole	NSW	2003	44.25	44.8	21AUS065	43.7	21AUS065	43.2	86	41			2
2	Lucas Cornale	QLD	2005	36.00	36.1	21AUS030	35.9	21AUS044	36.0	124	61	22		4
3	Finn Sheehy	QLD	2005	34.50	35.7	21AUS065	33.3	21AUS109	34.5	135	66	25		10
4	Lochie Butlin	NSW	2006	33.80	33.9	21AUS029	33.7	21AUS065	33.8	143	70	28		8
5	Jacob Saddington	VIC	2007	31.60	32.1	21AUS065	31.1	21AUS065	31.4	156	77	34	7	7
6	William Moroney	VIC	2004	28.20	29.0	21AUS065	27.4	21AUS065	27.6	180	94	46		9
7	Ryan Macdonald	VIC	2006	24.85	25.8	21AUS065	23.9	21AUS065	23.8	201	105	52		
8	Bryce Smith	QLD	2007	24.80	25.8	21AUS065	23.8	21AUS030	24.8	195	102	49	11	
9	Jett Sheehy	QLD	2008	24.80	25.0	21AUS044	24.6	21AUS044	24.8	196	103	50	12	
10	Fletcher Green	WA	2007	24.60	25.3	21AUS038	23.9	21AUS062	23.1	203	107	54	15	12



[Back to Top](#)

		Australian Ranking List as at 30 April 2021 Under 17 Girls Jump												
	Name	State	Birth Year	Ranking Score	Best Score	Location	2nd Best Score	Location	World Ranking Score	World Ranking				Last Ranking
										Open	U21	U17	U14	
1	Lara Butlin	NSW	2004	32.35	32.4	21AUS076	32.3	21AUS065	32.3	45	22	6		2
2	Milla Bennett	VIC	2004	31.20	31.2	21AUS029	31.2	21AUS029	30.8	52	28	9		1
3	Kiera Wiseman	QLD	2005	28.95	29.9	21AUS065	28.0	21AUS065	28.5	64	37	14		3
4	Kristy Appleton	QLD	2007	26.40	26.7	21AUS065	26.1	21AUS065	26.2	78	48	18	2	9
5	Stephanie Cosgriff	VIC	2005	25.75	26.4	21AUS065	25.1	21AUS063	25.7	80	50	19		6
6	Jada Sweeney	VIC	2006	25.45	25.5	21AUS065	25.4	21AUS110	24.8	84	53	22		5
7	Isabel Shaw	NSW	2006	25.30	25.7	21AUS049	24.9	21AUS049	25.2	83	52	21		8
8	Gabrielle Brien	VIC	2004	25.05	25.2	21AUS029	24.9	21AUS029	22.9	94	60	26		4
9	Jaycee Ashcroft	NSW	2005	24.35	24.4	21AUS110	24.3	21AUS032	24.4	86	55	23		
10	Erica Hayes	NSW	2008	22.60	22.9	21AUS065	22.3	21AUS110	22.3	98	63	29	4	7
11	Caitlin Dennis	VIC	2005	16.20	16.2	21AUS065	16.2	21AUS065	15.7	133	86	47		
12	Caitlin Macdonald	VIC	2004	16.15	16.3	21AUS063	16.0	21AUS063	16.1	129	83	46		
13	Zarhli Reeves	QLD	2010	15.55	15.7	21AUS065	15.4	21AUS065	15.3	135	88	48	13	



[Back to Top](#)

		Australian Ranking List as at 30 April 2021 Under 14 Boys Jump												
	Name	State	Birth Year	Ranking Score	Best Score	Location	2nd Best Score	Location	World Ranking Score	World Ranking				Last Ranking
										Open	U21	U17	U14	
1	Jacob Saddington	VIC	2007	31.60	32.1	21AUS065	31.1	21AUS065	31.4	156	77	34	7	1
2	Ryan Macdonald	VIC	2006	24.85	25.8	21AUS065	23.9	21AUS065	23.8	201	105	52		4
3	Bryce Smith	QLD	2007	24.80	25.8	21AUS065	23.8	21AUS030	24.8	195	102	49	11	3
4	Jett Sheehy	QLD	2008	24.80	25.0	21AUS044	24.6	21AUS044	24.8	196	103	50	12	5
5	Fletcher Green	WA	2007	24.60	25.3	21AUS038	23.9	21AUS062	23.1	203	107	54	15	2
6	Callum O'Connor	QLD	2008	19.25	19.6	21AUS044	18.9	21AUS109	18.6	228	124	69	26	
7	Cameron Shaw	NSW	2008	16.90	17.2	21AUS110	16.6	21AUS049	16.9	239	131	78	32	6
8	Rory Habermann	QLD	2009	16.70	16.7	21AUS044	16.7	21AUS044						
9	James Wilson	WA	2007	15.75	15.9	21AUS038	15.6	21AUS062	14.6	249	139	82	34	
10	Thomas Wilson	WA	2008	15.05	15.1	21AUS062	15.0	21AUS062	15.1	248	138	81	33	8
11	Lucas Easton	WA	2007	13.80	13.8	20AUS1127	13.8	20AUS1127	12.2	255	143	86	38	



[Back to Top](#)

		Australian Ranking List as at 30 April 2021 Under 14 Girls Jump												
	Name	State	Birth Year	Ranking Score	Best Score	Location	2nd Best Score	Location	World Ranking Score	World Ranking				Last Ranking
										Open	U21	U17	U14	
1	Kristy Appleton	QLD	2007	26.40	26.7	21AUS065	26.1	21AUS065	26.2	78	48	18	2	3
2	Jada Sweeney	VIC	2006	25.45	25.5	21AUS065	25.4	21AUS110	24.8	84	53	22		1
3	Erica Hayes	NSW	2008	22.60	22.9	21AUS065	22.3	21AUS110	22.3	98	63	29	4	2
4	Zarhli Reeves	QLD	2010	15.55	15.7	21AUS065	15.4	21AUS065	15.3	135	88	48	13	
5	Daisy Green	WA	2009	8.95	9.4	21AUS038	8.5	Best Less 10%						



[Back to Top](#)

		Australian Ranking List as at 30 April 2021 Under 12 Boys Jump												
	Name	State	Birth Year	Ranking Score	Best Score	Location	2nd Best Score	Location	World Ranking Score	World Ranking				Last Ranking
										Open	U21	U17	U14	
1	Cameron Shaw	NSW	2008	16.90	17.2	21AUS110	16.6	21AUS049		239	131	78	32	
2	Rory Habermann	QLD	2009	16.70	16.7	21AUS044	16.7	21AUS044						3
3	Thomas Wilson	WA	2008	15.05	15.1	21AUS062	15.0	21AUS062		248	138	81	33	



[Back to Top](#)

		Australian Ranking List as at 30 April 2021 Under 12 Girls Jump												
	Name	State	Birth	Ranking	Best	Location	2nd Best	Location	World Ranking	World Ranking				Last
			Year	Score	Score		Score		Score	Open	U21	U17	U14	Ranking
1	Zarhli Reeves	QLD	2010	15.55	15.7	21AUS065	15.4	21AUS065	15.3	135	88	48	13	
2	Daisy Green	WA	2009	8.95	9.4	21AUS038	8.5	Best Less 10%						

[Back to Top](#)


		Australian Ranking List as at 30 April 2021 Over 35 Men Jump												
	Name	State	Birth	Ranking	Best	Location	2nd Best	Location	World Ranking	World Ranking				Last
			Year	Score	Score		Score		Score	Open	U21	U17	U14	Ranking
1	Scott Reeves	QLD	1984	53.60	53.8	21AUS044	53.4	21AUS044	53.5	39	4			1
2	Graham Ashcroft	NSW	1966	37.00	37.3	21AUS032	36.7	21AUS032	36.6	121		4		
3	Mark Louder	NSW	1956	35.70	36.1	21AUS065	35.3	21AUS032	35.7	127			6	2
4	Mark Macdonald	VIC	1970	34.05	35.5	21AUS065	32.6	21AUS063	33.9	141		5		3
5	Ken Ito	QLD	1963	32.40	32.5	21AUS109	32.3	21AUS020	31.2	159				4
6	Damien Wilson	WA	1974	28.55	28.8	21AUS009	28.3	21AUS062	28.6	170		6		6
7	Warren O'Neill	WA	1971	26.85	27.7	21AUS038	26.0	21AUS017	26.9	186		8		9
8	Peter Smith	VIC	1958	25.40	26.1	21AUS029	24.7	21AUS065	25.4	191			13	5
9	Neil Petersen	QLD	1969	16.25	17.1	21AUS020	15.4	Best Less 10%	18.0	233		12		
10	Layton Copping	SA	1956	13.90	14.1	21AUS041	13.7	21AUS059						
11	Ross Angel	QLD	1950	12.65	12.9	21AUS030	12.4	21AUS030						10

[Back to Top](#)

		Australian Ranking List as at 30 April 2021 Over O35 Womens Jump												
	Name	State	Birth	Ranking	Best	Location	2nd Best	Location	World Ranking	World Ranking				Last
			Year	Score	Score		Score		Score	Open	U21	U17	U14	Ranking
1	Melissa Angel	QLD	1982	9.15	9.2	21AUS030	9.1	21AUS012						1



[Back to Top](#)



		<b>Australian Ranking List as at 30 April 2021 Open Women Overall</b>												
	Name	State	Birth Year	Ranking Score	Slalom Score	Trick Score	Jump Score	Location	World Ranking Score	World Ranking				Last Ranking
										Open	U21	U17	U14	
1	Sade Ferguson	QLD	2003	1853.19	3.00/55/11.25	4560	46.4m	21AUS062	2227.26	10	6			1
2	Hilary Munro	QLD	1994	1400.04	1.00/55/12.00	4300	33.7m	21AUS044	1672.40	33				
3	Casey Wooderson	QLD	1999	1376.53	5.00/55/13.00	2990	39.2m	21AUS065	1647.54	36				2
4	Layne Moroney	VIC	2002	1310.53	3.00/55/13.00	4010	33.9m	21AUS029	1574.15	43	24			3
5	Lara Butlin	NSW	2004	1294.20	1.50/55/12.00	3350	32.4m	21AUS076	1628.14	39	21	2		6
6	Milla Bennett	VIC	2004	1216.92	1.50/55/12.00	3000	30.4m	21AUS110	1434.60	53	33	9		8
7	Anthea Collicoat	VIC	1995	1107.45	2.00/55/13.00	3320	28.5m	21AUS065	1312.05	62				7
8	Kiera Wiseman	QLD	2005	1026.78	3.00/55/14.25	3010	29.9m	21AUS065	1226.80	69	43	15		
9	Isabel Shaw	NSW	2006	1025.69	1.00/55/13.00	3320	25.7m	21AUS049	1210.28	73	46	17		
10	Chelsea Brien	VIC	2001	893.20	3.00/55/14.25	2000	28m	21AUS029	1052.37	93	61			11
11	Stephanie Cosgriff	VIC	2005	819.23	1.50/55/14.25	2210	25.1m	21AUS063	963.00	102	68	25		
12	Molly Ferguson	QLD	2001	814.40	3.50/55/18.25	2000	33.1m	21AUS065	559.15	147	98			5
13	Gabrielle Brien	VIC	2004	796.12	1.00/55/14.25	2020	25.2m	21AUS029	934.75	105	70	26		12
14	Jaycee Ashcroft	NSW	2005	727.54	2.50/55/16.00	2400	24.1m	21AUS049	864.39	116	76	29		
15	Caitlin Macdonald	VIC	2004	686.68	1.00/55/14.25	2660	18m	21AUS063	734.72	129	83	36		13
16	Caitlin Dennis	VIC	2005	653.27	0.50/55/14.25	2380	18m	21AUS065	698.96	134	88	40		
17	Montanna Eastley	TAS	1999	563.96	3.00/55/16.00	1580	19.8m	21AUS065	649.55	139				14

[Back to Top](#)



		<b>Australian Ranking List as at 30 April 2021 Over 21 Men Overall</b>													
	Name	State	Birth Year	Ranking Score	Slalom Score	Trick Score	Jump Score	Location	World Ranking Score	World Ranking					Last Ranking
										Open	O35	O45	O55	O65	
1	Archie Davis	ACT	1998	2088.60	1.50/58/10.75	8550	57.3m	21AUS065	2298.17	11				1	
2	Joshua Wallent	SA	1997	1724.65	1.50/58/11.25	4750	59.1m	21AUS041	1916.52	25					
3	Jarrold Faoro	VIC	1985	879.40	2.00/58/13.00	780	41m	21AUS065	965.20	131	8				
4	Jake Dowding	WA	1996	565.75	2.50/58/14.25	1230	27.3m	21AUS009	593.47	177					



[Back to Top](#)



		<b>Australian Ranking List as at 30 April 2021 Over 21 Women Overall</b>													
	Name	State	Birth Year	Ranking Score	Slalom Score	Trick Score	Jump Score	Location	World Ranking Score	World Ranking					Last Ranking
										Open	O35	O45	O55	O65	
1	Hilary Munro	QLD	1994	2366.46	1.00/55/12.00	4300	33.7m	21AUS044	1672.40	32					
2	Casey Wooderson	QLD	1999	2318.17	5.00/55/13.00	2990	39.2m	21AUS065	1647.54	36					1
3	Anthea Collicoat	VIC	1995	1861.03	2.00/55/13.00	3320	28.5m	21AUS065	1312.05	62					3
4	Montanna Eastley	TAS	1999	929.33	3.00/55/16.00	1580	19.8m	21AUS065	649.55	139					5

[Back to Top](#)



		<b>Australian Ranking List as at 30 April 2021 Under 21 Men Overall</b>													
	Name	State	Birth Year	Ranking Score	Slalom Score	Trick Score	Jump Score	Location	World Ranking Score	World Ranking					Last Ranking
										Open	U21	U17	U14		
1	Jack Christie	VIC	2000	1565.78	4.00/58/10.75	4330	45.4m	21AUS065	1699.81	33	14				
2	Callan Ashcroft	NSW	2003	1481.39	1.00/58/12.00	6310	45.3m	21AUS065	1621.10	40	19				2
3	Lucas Cornale	QLD	2005	1458.57	3.25/58/10.75	5460	35.7m	21AUS065	1557.63	44	22	5			9
4	Joel O'Toole	NSW	2003	1417.18	3.50/58/12.00	5120	44.8m	21AUS065	1548.51	46	23				4
5	Ethan Mckinnon	NSW	2000	1342.31	3.00/58/12.00	3200	49.3m	20C998B	1481.07	53	27				1
6	Corey Saddington	VIC	2002	1250.99	2.00/58/11.25	2030	45.2m	21AUS065	1229.03	88					7
7	Ben Cosgriff	VIC	2003	1086.83	4.50/58/12.00	1390	42.2m	21AUS065	1184.81	94	54				8
8	Thomas Bennett	VIC	2000	995.13	0.50/58/11.25	2210	32.3m	21AUS065	1056.49	116	74				11
9	Lochie Butlin	NSW	2006	942.50	3.00/58/14.25	4330	33.7m	21AUS029	1016.61	121	77	31			
10	William Moroney	VIC	2004	911.24	1.00/58/13.00	4260	29m	21AUS065	966.38	130	82	32			13
11	Ashley Murphy	QLD	2002	430.04	5.00/58/16.00	540	26m	21AUS020	182.63	212	138				
12	Tarkyn Hall	WA	2005	191.72	3.00/55/18.25	360	26m	21AUS062							





[Back to Top](#)

		<b>Australian Ranking List as at 30 April 2021 Under 17 Girls Overall</b>												
	Name	State	Birth Year	Ranking Score	Slalom Score	Trick Score	Jump Score	Location	World Ranking Score	World Ranking				Last Ranking
										Open	U21	U17	U14	
1	Lara Butlin	NSW	2004	1658.76	1.50/55/12.00	3350	32.4m	21AUS076	1628.14	39	21	2		1
2	Milla Bennett	VIC	2004	1564.63	1.50/55/12.00	3000	30.4m	21AUS110	1434.60	53	33	9		2
3	Kiera Wiseman	QLD	2005	1340.44	3.00/55/14.25	3010	29.9m	21AUS065	1226.80	69	43	15		
4	Isabel Shaw	NSW	2006	1322.86	1.00/55/13.00	3320	25.7m	21AUS049	1210.28	73	46	17		
5	Stephanie Cosgriff	VIC	2005	1088.35	1.50/55/14.25	2210	25.1m	21AUS063	963.00	102	68	25		
6	Gabrielle Brien	VIC	2004	1063.18	1.00/55/14.25	2020	25.2m	21AUS029	934.75	105	70	26		3
7	Jaycee Ashcroft	NSW	2005	976.25	2.50/55/16.00	2400	24.1m	21AUS049	864.39	116	76	29		
8	Caitlin Macdonald	VIC	2004	845.70	1.00/55/14.25	2660	16m	21AUS063	734.72	129	83	36		4



[Back to Top](#)

		<b>Australian Ranking List as at 30 April 2021 Under 14 Boys Overall</b>												
	Name	State	Birth Year	Ranking Score	Slalom Score	Trick Score	Jump Score	Location	World Ranking Score	World Ranking				Last Ranking
										Open	U21	U17	U14	
1	Jacob Saddington	VIC	2007	2366.68	2.00/55/12.00	3980	32.1m	21AUS065	2366.68				4	1
2	Fletcher Green	WA	2007	2131.50	2.00/55/13.00	5280	23.9m	21AUS062	2131.50				8	2
3	Ryan Macdonald	VIC	2006	1784.52	1.00/55/13.00	2600	25.8m	21AUS065						3
4	Bryce Smith	QLD	2007	1769.98	5.00/55/13.00	2030	25.8m	21AUS065	1769.98				17	
5	Jett Sheehy	QLD	2008	1527.87	2.00/55/14.25	1700	25m	21AUS044	1527.87				24	
6	Callum O'Connor	QLD	2008	1353.70	2.00/55/13.00	1250	19.6m	21AUS044	1353.70				31	
7	James Wilson	WA	2007	810.45	2.00/52/18.25	880	15.4m	21AUS062	703.31				53	



[Back to Top](#)

		<b>Australian Ranking List as at 30 April 2021 Under 14 Girls Overall</b>												
	Name	State	Birth Year	Ranking Score	Slalom Score	Trick Score	Jump Score	Location	World Ranking Score	World Ranking				Last Ranking
										Open	U21	U17	U14	
1	Erica Hayes	NSW	2008	2541.56	3.00/52/12.00	4430	22.9m	21AUS065	2541.56				1	2
2	Kristy Appleton	QLD	2007	2535.84	2.50/52/12.00	3440	26.7m	21AUS065	2535.84				2	3
3	Jada Sweeney	VIC	2006	2330.51	0.50/52/12.00	3230	24.1m	21AUS063						1
4	Zarhli Reeves	QLD	2010	1489.04	2.00/52/14.25	1990	15.7m	21AUS065	1489.04				14	
5	Daisy Green	WA	2009	1152.84	2.00/52/16.00	2790	8.1m	21AUS062	1152.84				27	



[Back to Top](#)

		Australian Ranking List as at 30 April 2021 Under 12 Boys Overall												
	Name	State	Birth Year	Ranking Score	Slalom Score	Trick Score	Jump Score	Location	World Ranking Score	World Ranking				Last Ranking
										Open	U21	U17	U14	
1	Cameron Shaw	NSW	2008	1635.62	4.00/52/14.25	1740	17.2m	21AUS110				51		
2	Rory Habermann	QLD	2009	1614.52	1.00/52/13.00	1450	16.7m	21AUS044				50		
3	Thomas Wilson	WA	2008	1343.19	5.00/52/18.25	1660	14.8m	21AUS009				48		
4	Patrick Wilson	WA	2009	721.88	0.50/46/18.25	760	10.4m	21AUS038				69		



[Back to Top](#)

		Australian Ranking List as at 30 April 2021 Under 12 Girls Overall												
	Name	State	Birth Year	Ranking Score	Slalom Score	Trick Score	Jump Score	Location	World Ranking Score	World Ranking				Last Ranking
										Open	U21	U17	U14	
1	Zarhli Reeves	QLD	2010	2017.59	2.00/52/14.25	1990	15.7m	21AUS065	1489.04				14	
2	Daisy Green	WA	2009	1775.36	2.00/52/16.00	2790	8.1m	21AUS062	1152.84				27	

[Back to Top](#)

		Australian Ranking List as at 30 April 2021 Under 10 Boys Overall												
	Name	State	Birth Year	Ranking Score	Slalom Score	Trick Score	Jump Score	Location	World Ranking Score	World Ranking				Last Ranking
										Open	U21	U17	U14	
1	Taj Reeves	QLD	2011	1300.67	4.00/49/14.25	1740		21AUS065					1	
2	Archie Dowding	WA	2010	936.27	2.00/49/16.00	760		21AUS017					2	
3	Bentley Crouch	NSW	2011	644.89	5.00/43/18.25	490		21AUS032					3	
4	Edward Wilson	WA	2011	565.00	3.50/43/18.25	260		21AUS062					4	
5	Mitchell Fletcher	NSW	2014	385.93	3.00/37/18.25	290		21AUS065						
6	Cadel Dalzell	SA	2012	62.39	1.50/28/18.25	160		21AUS059						

[Back to Top](#)

		Australian Ranking List as at 30 April 2021 Under 10 Girls Overall												
	Name	State	Birth Year	Ranking Score	Slalom Score	Trick Score	Jump Score	Location	World Ranking Score	World Ranking				Last Ranking
										Open	U21	U17	U14	
1	Selina Appleton	QLD	2011	1569.67	2.00/49/16.00	2040		21AUS044					1	
2	Ellouise Fletcher	NSW	2012	1117.53	1.50/49/18.25	1100		21AUS065						
3	Georgia Bray	VIC	2011	386.69	2.00/37/18.25	160		21AUS063						
4	Sienna Mccarthy	NSW	2012	360.17	1.00/34/18.25	400		21AUS065						

