



Australian Nationals History



To move to any division, click on link below

[Open Men](#)

[Under 14 Boys](#)

[Over 35 Men](#)

[Over 65 Men](#)

[Open Women](#)

[Under 14 Girls](#)

[Over 35 Women](#)

[Over 65 Women](#)

[Under 21 Men](#)

[Under 12 Boys](#)

[Over 45 Men](#)

[Over 70 Men](#)

[Under 21 Women](#)

[Under 12 Girls](#)

[Over 45 Women](#)

[Over 70 Women](#)

[Under 17 Boys](#)

[Under 10 Boys](#)

[Over 55 Men](#)

[Over 75 Men](#)

[Under 17 Girls](#)

[Under 10 Girls](#)

[Over 55 Women](#)

[Over 75 Women](#)

[Over 21 Men](#)

[Team Results](#)

[Over 21 Women](#)

If any one has any information on the missing Scores

[Back to Top](#)



Australian Nationals History

Open Men



Year	Location	State	Slalom	State	Score	Tricks	State	Score	Jump	State	Score	Overall	State	Slalom	Trick	Jump	Score
1952	Manly	NSW	R Marks	NSW		R Marks	NSW		C Manns	NSW		R Marks	NSW				
1953	Yarrawonga	VIC	W Williamson	NSW		Bill McLachlan	NSW		C Brown	NSW		C Brown	NSW				
1954	Wagga	NSW	C Brown	NSW		Ray Leighton	VIC		John Kumm	VIC		John Kumm	VIC				
1955	St Lucia	QLD	M Miles	VIC		Ray Leighton	VIC		J Mathers	VIC		J Mathers	VIC				
1956	Manly	NSW	John Kumm	VIC		Ray Leighton	QLD		J McCoy	QLD		John Kumm	VIC				
1957	Surfers Paradise	QLD	J Rodgers	NSW		Bill Grenfell	NSW		J Rodgers	NSW		J Rodgers	NSW				
1958	Melbourne	VIC	J Rodgers	NSW		Bill Grenfell	NSW		Robert Birmingham	NSW		Wally Morris	QLD				
1959	Manly	NSW	Graham Barclay	NSW		Bill Grenfell	QLD		Wally Morris	QLD		K Williams	QLD				
1960	Renmark	SA	Ron Marks	NSW		Ron Marks	QLD		Kevin Birmingham	QLD		Wally Morris	QLD				
1961	Surfers Paradise	QLD	Chica Courtney	NSW		Ron Marks	NSW		Anie Koksvic	NSW		Wally Morris	QLD				
1962	Melbourne	VIC	Ron Marks	NSW		Colin Birmingham	QLD		Kevin Birmingham	QLD		Kevin Birmingham	QLD				
1963	Perth	WA	Ron Marks	NSW		Rolan Shoreland	NSW		Anie Koksvic	NSW		Ron Marks	NSW				
1964	Manly	NSW	Ron Marks	NSW		Ron Marks	WA		Gary Barnard	WA		Ron Marks	NSW				
1965	Launceston	TAS	Ron Marks	NSW		Rolan Shoreland	NSW	3210.9	Ron Marks	NSW	40.5	Ron Marks	NSW				
1966	Adelaide	SA	Colin Faulkner	VIC		S Birmingham	NSW		Bruno Zaccardi	NSW		Bruno Zaccardi	NSW				
1967	Surfers Paradise	QLD	Jack Birmingham	QLD		Colin Faulkner	VIC		Colin Faulkner	VIC		Colin Faulkner	VIC				
1968	Melbourne	VIC	Paul Fletcher	NSW		Bruce Cockburn	VIC		Colin Faulkner	VIC		Joe Csortan	SA				
1969	Perth	WA	Peter Lowry	QLD		Bruce Cockburn	QLD		Kevin Birmingham	QLD		Bruce Cockburn	NSW				
1970	Penrith	NSW	Colin Faulkner	VIC		Bruce Cockburn	NSW		Bruce Cockburn	NSW		Bruce Cockburn	NSW				
1971	Launceston	TAS	Graeme Cockburn	NSW		Bruce Cockburn	NSW		Bruce Cockburn	NSW		Bruce Cockburn	NSW				
1972	Kurwongbah	QLD	Bruce Cockburn	NSW		Bruce Cockburn	NSW		Graeme Cockburn	NSW		Bruce Cockburn	NSW				
1973	Adelaide	SA	Colin Faulkner	VIC		Bruce Cockburn	NSW		Bruce Cockburn	NSW		Bruce Cockburn	NSW				
1974	Geelong	VIC	Graeme Cockburn	NSW		Bruce Cockburn	NSW		Bruce Cockburn	NSW		Bruce Cockburn	NSW				
1975	Perth	WA	Glen Thurlow	VIC		Graeme Cockburn	NSW		Bruce Cockburn	NSW		Bruce Cockburn	NSW				
1976	Hobart	TAS	Graeme Cockburn	NSW		Craig Irons	NSW		Bruce Cockburn	NSW		Bruce Cockburn	NSW				
1977	Narrandera	NSW	Bruce Cockburn	NSW		Wayne Nicholls	VIC		Glen Thurlow	VIC		Glen Thurlow	VIC				
1978	Adelaide	SA	Bruce Cockburn	NSW		Craig Irons	VIC		Glen Thurlow	VIC		Glen Thurlow	VIC				
1979	Kurwongbah	QLD	Bruce Cockburn	NSW		Michael Neville	NSW		Bruce Cockburn	NSW		Michael Neville	QLD				
1980	Deniliquin	NSW	Michael Neville	QLD		Michael Neville	VIC		Glen Thurlow	VIC		Michael Neville	QLD				
1981	Hobart	TAS	Glen Thurlow	VIC		Glen Thurlow	VIC		Glen Thurlow	VIC		Michael Neville	QLD				
1982	Perth	WA	Michael Neville	QLD		Michael Neville	VIC		Glen Thurlow	VIC		Michael Neville	QLD				
1983	Myuna Bay	NSW	Glen Thurlow	VIC		Michael Neville	VIC		Glen Thurlow	VIC		Michael Neville	QLD				
1984	Adelaide	SA	Michael Neville	QLD		Geoff Carrington	VIC		Glen Thurlow	VIC		Glen Thurlow	QLD				
1985	Kurwongbah	QLD	Glen Thurlow	VIC	2.50@11.25m58k	Michael Neville	VIC	9030	Glen Thurlow	VIC	56.8	Michael Neville	QLD	3.00@11.25m58k	9030	53.3	2099.59
1986	Canberra	ACT	Bruce Neville	NSW	2.00@11.25m58k	Michael Neville	NSW	8050	Bruce Neville	NSW	55.9	Michael Neville	QLD	2.00@11.25m58k	8050	52.5	1986.94
1987	Lake Barnigton	TAS	Bruce Neville	TAS		Michael Neville	VIC		Glen Thurlow	VIC		Michael Neville	QLD				
1988	Latrobe Valley	VIC	Brett Thurley	TAS	4.00@11.25m58k	Michael Neville	QLD	8790	Geoff Carrington	QLD	56.8	Geoff Carrington	QLD	1.50@11.25m58k	7600	56.8	2043.60
1989	Myuna Bay	NSW	Michael Neville	QLD	4.00@11.25m58k	Michael Neville	QLD	8790	Geoff Carrington	QLD	56.8	Michael Neville	QLD	4.00@11.25m58k	6710	50.6	1867.94
1990	Albany	WA	Brett Thurley	TAS	3.00@10.75m58k	Michael Neville	NSW	9070	Bruce Neville	NSW	59.4	Michael Neville	QLD	4.00@11.25m58k	9070	55.6	2172.51



Australian Nationals History

Open Men Continued



Year	Location	State	Slalom	State	Score	Tricks	State	Score	Jump	State	Score	Overall	State	Slalom	Trick	Jump	Score
1991	Myuna Bay	NSW	Brett Thurley	TAS	3.00@10.75m58k	Michael Neville	QLD		Bruce Neville	NSW		Bruce Neville	NSW				
1992	Albany	WA	Neil Ritchie	VIC	4.00@11.25m58k	Neil Ritchie	VIC	8790	John Levingston	VIC	56.8	Neil Ritchie	VIC	1.50@11.25m58k	7600	56.8	2043.60
1993	Moorook	SA	Andrew Barnett	QLD	4.00@11.25m58k	Neil Ritchie	VIC	8790	John Levingston	VIC	56.8	Neil Ritchie	VIC	4.00@11.25m58k	6710	50.6	1867.94
1994	Canberra	ACT	Neil Ritchie	VIC	3.00@10.75m58k	Ryan Green	WA	9070	David Cortous	VIC	59.4	Neil Ritchie	VIC	4.00@11.25m58k	9070	55.6	2172.51
1995	Latrobe Valley	VIC	Simon Hill	SA	3.00@10.75m58k	Ryan Green	WA	8500	John Levingston	VIC	57.6	Grant Barnett	QLD	4.00@11.25m58k	8100	55.6	2095.34
1996	Albury	NSW	Simon Hill	SA	1.50@11.25m58k	Ryan Green	WA	6710	Curtis Sheers	VIC	52.3	Ryan Green	WA	1.50@11.25m58k	6540	47.8	1749.00
1997	Nambour	QLD	Simon Hill	SA	2.00@11.25m58k	Ryan Green	WA	7320	Curtis Sheers	VIC	57.4	Ryan Green	WA	5.00@12.00m58k	7320	51	1845.82
1998	Bonney's Lakes	WA	Simon Hill	SA	3.00@11.25m58k	Ryan Green	WA	8620	Grant Barnett	QLD	53.8	Ryan Green	WA	3.00@11.25m58k	6900	49.8	1848.37
1999	Mulwala	VIC	Simon Hill	SA	2.00@11.25m58k	Chris Cockburn	NSW	8670	Grant Barnett	QLD	58.5	Ryan Green	WA	2.00@11.25m58k	6120	53.8	1863.77
2000	Mulwala	VIC	Simon Hill	SA	3.00@10.75m58k	Chris Cockburn	NSW	10060	Joel Wing	WA	57.6	Ryan Green	WA	5.00@13.00m58k	8110	53.7	1875.75
2001	Canberra	ACT	Joel Wing	NSW	2.00@11.25m58k	Ryan Green	WA	9610	Joel Wing	WA	63.8	Ryan Green	WA	2.00@12.00m58k	9610	58.4	2152.89
2002	Mulwala	VIC	Joel Wing	NSW	4.00@11.25m58k	Ryan Green	WA	9380	Curtis Sheers	QLD	59.8	Ryan Green	WA	5.00@13.00m58k	9380	55.1	2009.49
2003	Stoney Park	NSW	Joel Wing	QLD	3.00@11.25m58k	Ryan Green	WA	8770	Curtis Sheers	QLD	58.9	Ryan Green	WA	4.00@12.00m58k	9870	51.9	2053.71
2004	Bonney's Lakes	WA	Joel Wing	QLD	3.00@11.25m58k	Joel Wing	NSW	8790	Curtis Sheers	QLD	58.9	Ryan Green	WA	4.00@12.00m58k	8460	58.9	2105.09
2005	Stoney Park	NSW	Dane Puxty	NSW	4.50@12.00m58k	Ryan Green	WA	10120	Curtis Sheers	QLD	61.6	Ryan Green	WA	2.50@12.00m58k	10120	61.6	2276.23
2006	Adelaide	SA	Joel Wing	NSW	3.50@11.25m58k	Ryan Green	WA	10060	Joel Wing	WA	64.3	Ryan Green	WA	4.00@12.00m58k	10060	63	2328.17
2007	Canberra	ACT	Joel Wing	QLD	4.00@11.25m58k	Joel Wing	QLD	10170	Ryan Green	WA	67.7	Ryan Green	WA	2.00@11.25m58k	10170	60.9	2351.85
2008	Latrobe Valley	VIC	Nicholas Adams	VIC	2.00@10.75m58k	Joel Wing	QLD	10490	Ryan Green	WA	65.0	Joel Wing	QLD	3.00@11.25m58k	9860	60.1	2324.50
2009	Stoney Park	NSW	Nicholas Adams	VIC	4.25@11.25m58k	Ryan Green	WA	9910	Ryan Green	WA	68.4	Ryan Green	WA	3.00@11.25m58k	9600	65.4	2427.65
2010	Bonney's Lakes	WA	Gavin McMillan	VIC	2.00@10.75m58k	Tim Bradstreet	NSW	10020	Tim Bradstreet	NSW	62.4	Tim Bradstreet	NSW	4.00@12.00m58k	10020	55.3	2145.08
2011	Townsville	QLD	Nicholas Adams	VIC	3.00@10.75m58k	Ryan Green	WA	10460	Ryan Green	WA	63.5	Joel Wing	QLD	2.00@11.25m58k	10460	56.5	2272.12
2012	Mulwala	VIC	Nicholas Adams	VIC	2.00@10.75m58k	Ryan Green	WA	10740	Tim Bradstreet	NSW	62.8	Tim Bradstreet	NSW	0.00@10.75m58k	10740	56.7	2363.07
2013	Stoney Park	NSW	Joel Howley	QLD	1.00@10.75m58k	Joshua Briant	NSW	9910	Joel Wing	QLD	62.4	Joel Wing	QLD	2.00@11.25m58k	9910	62.4	2366.22
2014	Berry Springs	NT	Joel Howley	QLD	4.50@12.00m58k	Ryan Green	WA	8120	Ryan Green	WA	64.6	Ryan Green	WA	0.50@12.00m58k	8120	64.6	2155.22
2015	Mulwala	SA	Joel Howley	QLD	2.00@10.75m58k	Joshua Wallent	SA	10020	Joshua Wallent	SA	59.3	Joshua Wallent	SA	5.50@11.25m58k	10440	58.3	2368.59
2016	Stoney Park	TWSA	Joel Howley	QLD	0.00@10.75m58k	Archie Davis	ACT	10110	Joshua Wallent	SA	67.0	Archie Davis	ACT	4.00@11.25m58k	9860	67	2501.72
2017	Bonney's Lakes	WA	Joel Howley	QLD	1.50@10.25m58k	Archie Davis	ACT	10040	Archie Davis	ACT	59.0	Archie Davis	ACT	2.00@10.75m58k	10440	59	2424.94
2018	Goondiwindi	QLD	Joel Howley	QLD	5.00@10.75m58k	Archie Davis	ACT	9740	Joshua Wallent	SA	61.1	Archie Davis	ACT	2.00@11.25m58k	9740	61.1	2322.32
2019	Moree	NSW	Joel Howley	QLD	4.50@10.75m58k	Archie Davis	ACT	5660	Archie Davis	ACT	58.1	Archie Davis	ACT	1.50@11.25m58k	5660	58.1	1919.64
2020	Cancelled				4.00@10.75m58k			8530			60.0			4.50@12.00m58k	8530	57.1	2076.60
2021	Mulwala	VIC	Nicholas Adams	VIC	2.00@10.75m58k	Joshua Briant	NSW	8610	Joshua Wallent	SA	60.2	Archie Davis	ACT	4.50@13.00m58k	8610	60.2	2059.39



Australian Nationals History

Open Women



Year	Location	State	Slalom	State	Score	Tricks	State	Score	Jump	State	Score	Overall	State	Slalom	Trick	Jump	Score
1952	Penrith	NSW	Betty Leighton	NSW		Betty Leighton	NSW		D Bancroft	NSW		D Bancroft	NSW				
1953	Sackville	NSW	Betty Leighton	NSW		Mary McLachlan	NSW		Betty Leighton	NSW		Betty Leighton	NSW				
1954	Manly	NSW	Betty Leighton	NSW		Betty Leighton	NSW		Mary McLachlan	NSW		Betty Leighton	NSW				
1955	Yarrawonga	VIC	J Dean	VIC		P Cox	VIC		Betty Leighton	NSW		Betty Leighton	NSW				
1956	Wagga	NSW	P Cox	VIC		Betty Leighton	NSW		Betty Leighton	NSW		Betty Leighton	NSW				
1957	St Lucia	QLD	Betty Leighton	NSW		Betty Leighton	NSW		Betty Leighton	NSW		Betty Leighton	NSW				
1958	Manly	NSW	Bev Bauman	QLD		Bev Bauman	QLD		Bev Bauman	QLD		Bev Bauman	QLD				
1959	Surfers Paradise	QLD	Bev Bauman	QLD		Bev Bauman	QLD		Bev Bauman	QLD		Bev Bauman	QLD				
1960	Melbourne	VIC	Bev Bauman	QLD		Bev Bauman	QLD		Bev Bauman	QLD		Bev Bauman	QLD				
1961	Manly	NSW	Betty Wheeler	NSW		Rosmery Margan	VIC		Rosmery Margan	VIC		Rosmery Margan	VIC				
1962	Renmark	SA	Peggy Caddy	SA		Rosmery Margan	VIC		Rosmery Margan	VIC		Rosmery Margan	VIC				
1963	Surfers Paradise	QLD	Marget Calvert	QLD		Marget Calvert	QLD		Marget Calvert	QLD		Marget Calvert	QLD				
1964	Melbourne	VIC	Marget Calvert	QLD		Marget Calvert	QLD		Marget Calvert	QLD		Marget Calvert	QLD				
1965	Perth	WA	Marget Calvert	QLD		Marget Calvert	QLD		Marget Calvert	QLD		Marget Calvert	QLD				
1966	Manly	NSW	Peggy Caddy	SA		Peggy Caddy	SA		K Coventry	VIC		Peggy Caddy	SA				
1967	Launceston	TAS	May Ward	VIC		May Ward	VIC		May Ward	VIC		May Ward	VIC				
1968	Adelaide	SA	May Ward	VIC		L Edwards	QLD		Kay Thurlow	VIC		Kay Thurlow	VIC				
1969	Surfers Paradise	QLD	May Ward	VIC		Kay Thurlow	VIC		Kay Thurlow	VIC		Kay Thurlow	VIC				
1970	Melbourne	VIC	Kay Thurlow	VIC		Lesley Cockburn	NSW		Kay Thurlow	VIC		Kay Thurlow	VIC				
1971	Perth	WA	Sue Fieldhouse	SA		Lesley Cockburn	NSW		Kay Thurlow	VIC		Lesley Cockburn	NSW				
1972	Penrith	NSW	Sue Fieldhouse	SA		Lesley Cockburn	NSW		Kay Thurlow	VIC		Kay Thurlow	VIC				
1973	Launceston	TAS	Sue Fieldhouse	SA		Lesley Cockburn	NSW		Kay Thurlow	VIC		Kay Thurlow	VIC				
1974	Kurwongbah	QLD	Sue Fieldhouse	SA		Kay Thurlow	VIC		Lesley Cockburn	NSW		Kay Thurlow	VIC				
1975	Adelaide	SA	Sue Lippelgoes	VIC		Lesley Cockburn	NSW		Sue Lippelgoes	VIC		Sue Lippelgoes	VIC				
1976	Geelong	VIC	Kay Thurlow	VIC		Lesley Cockburn	NSW		Kay Thurlow	VIC		Kay Thurlow	VIC				
1977	Perth	WA	Sue Fieldhouse	SA		Lesley Cockburn	NSW		Sue Lippelgoes	VIC		Lesley Cockburn	NSW				
1978	Hobart	TAS	Sue Fieldhouse	SA		Sue Fieldhouse	SA		Sue Lippelgoes	VIC		Sue Fieldhouse	SA				
1979	Narrandera	NSW	Sue Fieldhouse	VIC		Sue Fieldhouse	SA		Sue Lippelgoes	VIC		Sue Fieldhouse	SA				
1980	Adelaide	SA	Sue Fieldhouse	SA		Karen Neville	QLD		Sue Lippelgoes	VIC		Sue Lippelgoes	VIC				
1981	Kurwongbah	QLD	Sue Fieldhouse	SA		Karen Neville	QLD		Sue Lippelgoes	VIC		Karen Neville	QLD				
1982	Deniliquin	NSW	Sue Fieldhouse	SA		Karen Neville	QLD		Sue Lippelgoes	VIC		Karen Neville	QLD				
1983	Hobart	TAS	Karen Neville	QLD		Karen Neville	QLD		Sue Lippelgoes	VIC		Karen Neville	QLD				
1984	Perth	WA	Karen Neville	QLD		Karen Neville	QLD		Karen Neville	QLD		Karen Neville	QLD				
1985	Myuna Bay	NSW	Sue Lippelgoes	VIC	3.00@12.00m55k	Karen Neville	QLD	6820	Sue Lippelgoes	VIC	40.8	Karen Neville	QLD	2.50@12.00m55k	6820	37.6	2109.80
1986	Adelaide	SA	Karen Neville	QLD	0.50@12.00m55k	Karen Neville	QLD	5960	Sue Lippelgoes	VIC	36.6	Karen Neville	QLD	0.50@12.00m55k	5960	36.1	1928.42
1987	Kurwongbah	QLD	Karen Neville	QLD		Karen Neville	QLD	6820	Karen Neville	QLD		Karen Neville	QLD				
1988	Canberra	ACT	Karen Neville	QLD	5.00@12.00m55k	Karen Neville	QLD	5990	Karen Neville	QLD	39.3	Karen Neville	QLD	5.00@12.00m55k	5990	39.3	2109.26
1989	Lake Barnigton	TAS	Toni Neville	QLD	2.50@12.00m55k	Karen Neville	QLD	6440	Karen Neville	QLD	38.8	Karen Neville	QLD	3.00@12.00m55k	6440	38.8	2110.42
1990	Latrobe Valley	VIC	Karen Neville	QLD	3.00@12.00m55k	Karen Neville	QLD	6190	Karen Neville	QLD	39.9	Karen Neville	QLD	3.00@12.00m55k	6190	39.9	2114.12



Australian Nationals History

Open Women Continued



Year	Location	State	Slalom	State	Score	Tricks	State	Score	Jump	State	Score	Overall	State	Slalom	Trick	Jump	Score
1991	Myuna Bay	NSW	Donna Cox	WA	5.00@13.00m55k	Karen Neville	QLD	6430	Karen Neville	QLD	42.2	Karen Neville	QLD	3.00@12.00m55k	6430	42.2	2210.75
1992	Albany	WA	Jodie Skipper	VIC	3.00@12.00m55k	Kim Neville	QLD	5910	Jodie Skipper	VIC	38.6	Jodie Skipper	VIC	3.00@12.00m55k	5590	38.6	2005.38
1993	Moorook	SA	Jodie Skipper	VIC	2.50@12.00m55k	Jodie Skipper	VIC	5590	Jodie Skipper	VIC	40.9	Jodie Skipper	VIC	2.50@12.00m55k	5590	40.9	2064.95
1994	Canberra	ACT	Jodie Skipper	VIC	2.00@12.00m55k	Sally Morris	VIC	3830	Emma Sheers	VIC	43.6	Emma Sheers	VIC	2.00@12.00m55k	2920	43.6	1825.27
1995	Latrobe Valley	VIC	Jodie Skipper	VIC	2.25@12.00m55k	Karen Meeks	VIC	3680	Emma Sheers	VIC	41.0	Cassie Johnson	NSW	2.00@13.00m55k	3340	37.8	1591.99
1996	Albury	NSW	Emma Sheers	VIC	3.00@12.00m55k	Sally Morris	VIC	5090	Emma Sheers	VIC	46.2	Emma Sheers	VIC	3.00@12.00m55k	3730	46.2	2015.46
1997	Nambour	QLD	Toni Neville	QLD	2.00@11.25m55k	Sally Morris	VIC	5530	Toni Neville	QLD	46.5	Jodie Skipper	VIC	2.00@12.00m55k	5590	41.2	2064.81
1998	Bonney's Lakes	WA	Jodie Skipper	VIC	1.00@11.25m55k	Jodie Skipper	VIC	6200	Jodie Skipper	VIC	35.9	Jodie Skipper	VIC	1.00@11.25m55k	6200	35.9	2068.61
1999	Mulawa	VIC	Emma Sheers	QLD	3.25@11.25m55k	Jodie Skipper	VIC	5750	Emma Sheers	QLD	44.8	Jodie Skipper	VIC	5.00@12.00m55k	5750	40.3	2111.14
2000	Mulawa	VIC	Emma Sheers	QLD	1.50@11.25m55k	Jodie Skipper	VIC	6250	Emma Sheers	QLD	49.4	Jodie Skipper	VIC	2.50@12.00m55k	6250	42.4	2186.65
2001	Canberra	ACT	Emma Sheers	QLD	3.00@11.25m55k	Cathryn Humphrey	NSW	6050	Emma Sheers	QLD	45.1	Jodie Skipper	VIC	3.00@12.00m55k	5750	37.2	1982.24
2002	Mulawa	VIC	Karina Nowlan	NSW	2.00@12.00m55k	Cathryn Humphrey	NSW	6090	Kelly Bowen	VIC	42.0	Karina Nowlan	NSW	2.00@12.00m55k	4200	41.4	1908.78
2003	Stoney Park	NSW	Emma Sheers	QLD	4.50@11.25m55k	Cathryn Humphrey	NSW	6250	Kelly Bowen	VIC	46.9	Kelly Bowen	VIC	1.00@12.00m55k	4820	46.9	2127.04
2004	Bonney's Lakes	WA	Emma Sheers	QLD	0.50@10.75m55k	Michale Briant	NSW	6640	Emma Sheers	QLD	52.2	Karen Jackson	VIC	3.00@12.00m55k	6030	41.9	2155.17
2005	Stoney Park	NSW	Emma Sheers	QLD	2.50@10.75m55k	Michale Briant	NSW	7300	Emma Sheers	QLD	52.4	Karina Nowlan	NSW	2.50@11.25m55k	5520	48.5	2392.75
2006	Adelaide	SA	Karina Nowlan	NSW	2.00@11.30m55k	Michale Briant	NSW	7100	Karina Nowlan	NSW	42.6	Karina Nowlan	NSW	2.00@11.25m55k	3340	42.6	1953.46
2007	Canberra	ACT	Karina Nowlan	NSW	3.00@11.25m55k	Michale Briant	NSW	7580	Karina Nowlan	NSW	43.6	Karina Nowlan	NSW	3.50@12.00m55k	4130	42.9	1972.67
2008	Latrobe Valley	VIC	Emma Sheers	QLD	2.00@11.25m55k	Michale Briant	NSW	7870	Cathryn Humphrey	VIC	38.0	Cathryn Humphrey	VIC	2.00@12.00m55k	6550	38	2081.18
2009	Stoney Park	NSW	Cathryn Humphrey	VIC	4.50@12.00m55k	Michale Briant	NSW	7050	Jacinta Carroll	VIC	41.4	Cathryn Humphrey	VIC	4.50@12.00m55k	6750	39.8	2203.67
2010	Bonney's Lakes	WA	Vennesa Leopold	WA	2.50@12.00m55k	Cathryn Humphrey	VIC	6360	Jacinta Carroll	VIC	44.1	Cathryn Humphrey	VIC	2.00@12.00m55k	6660	41.7	2204.45
2011	Townsville	QLD	Vennesa Leopold	WA	2.00@11.25m55k	Cathryn Humphrey	VIC	7380	Jacinta Carroll	NSW	54.8	Cathryn Humphrey	VIC	3.50@12.00m55k	7380	41.4	2306.68
2012	Mulwala	VIC	Vennesa Leopold	WA	5.00@12.00m55k	Chelsea Scott	SA	5770	Chelsea Scott	SA	41.2	Cathryn Humphrey	VIC	5.00@12.00m55k	6480	40.2	2193.24
2013	Stoney Park	NSW	Emma Sheers	QLD	4.50@11.25m55k	Michale Briant	NSW	8620	Jacinta Carroll	NSW	53.2	Jacinta Carroll	NSW	4.00@12.00m55k	5110	53.2	2403.44
2014	Berry Springs	NT	Jacinta Carroll	NSW	2.00@11.25m55k	Cathryn Humphrey	VIC	7350	Jacinta Carroll	NSW	53.4	Jacinta Carroll	NSW	2.00@11.25m55k	5820	53.4	2564.89
2015	Mulwala	SA	Jacinta Carroll	NSW	3.50@12.00m55k	Michale Briant	NSW	7610	Jacinta Carroll	NSW	54.1	Jacinta Carroll	QLD	3.50@12.00m55k	6590	54.1	2593.71
2016	Stoney Park	TWSA	Siani Oliver	QLD	1.00@11.25m55k	Jacinta Carroll	QLD	7480	Jacinta Carroll	QLD	54.5	Jacinta Carroll	QLD	0.00@12.00m55k	7480	54.5	2645.74
2017	Bonney's Lakes	WA	Stephanie Griffiths	NSW	4.50@12.00m55k	Katelyn Miller	NSW	6980	Stephanie Griffiths	NSW	44.3	Katelyn Miller	NSW	4.50@12.00m55k	6980	37.8	2170.78
2018	Goondiwindi	QLD	Jacinta Carroll	QLD	5.50@12.00m55k	Katelyn Miller	NSW	5610	Jacinta Carroll	QLD	55.1	Jacinta Carroll	QLD	5.50@12.00m55k	7110	55.1	2720.53
2019	Moree	NSW	Molly Ferguson	QLD	3.50@12.00m55k	Sade Ferguson	QLD	5080	Sade Ferguson	QLD	43.0	Sade Ferguson	QLD	1.50@11.25m55k	5080	43	2159.10
2020	Cancelled																
2021	Mulwala		Ruby Di Salvo	#N/A	3.00@12.00m55k	Tayla Simmonds	QLD	7120	Jacinta Carroll	QLD	53.3	Casey Wooderson	NSW	2.50@12.00m55k	3760	39.5	1809.87



Australian Nationals History

Open Women Continued



Year	Location	State	Slalom	State	Score	Tricks	State	Score	Jump	State	Score	Overall	State	Slalom	Trick	Jump	Score
1991	Myuna Bay	NSW	Donna Cox	WA	5.00@13.00m55k	Karen Neville	QLD	6430	Karen Neville	QLD	42.2	Karen Neville	QLD	3.00@12.00m55k	6430	42.2	2210.75
1992	Albany	WA	Jodie Skipper	VIC	3.00@12.00m55k	Kim Neville	QLD	5910	Jodie Skipper	VIC	38.6	Jodie Skipper	VIC	3.00@12.00m55k	5590	38.6	2005.38
1993	Moorook	SA	Jodie Skipper	VIC	2.50@12.00m55k	Jodie Skipper	VIC	5590	Jodie Skipper	VIC	40.9	Jodie Skipper	VIC	2.50@12.00m55k	5590	40.9	2064.95
1994	Canberra	ACT	Jodie Skipper	VIC	2.00@12.00m55k	Sally Morris	VIC	3830	Emma Sheers	VIC	43.6	Emma Sheers	VIC	2.00@12.00m55k	2920	43.6	1825.27
1995	Latrobe Valley	VIC	Jodie Skipper	VIC	2.25@12.00m55k	Karen Meeks	VIC	3680	Emma Sheers	VIC	41.0	Cassie Johnson	NSW	2.00@13.00m55k	3340	37.8	1591.99
1996	Albury	NSW	Emma Sheers	VIC	3.00@12.00m55k	Sally Morris	VIC	5090	Emma Sheers	VIC	46.2	Emma Sheers	VIC	3.00@12.00m55k	3730	46.2	2015.46
1997	Nambour	QLD	Toni Neville	QLD	2.00@11.25m55k	Sally Morris	VIC	5530	Toni Neville	QLD	46.5	Jodie Skipper	VIC	2.00@12.00m55k	5590	41.2	2064.81
1998	Bonney's Lakes	WA	Jodie Skipper	VIC	1.00@11.25m55k	Jodie Skipper	VIC	6200	Jodie Skipper	VIC	35.9	Jodie Skipper	VIC	1.00@11.25m55k	6200	35.9	2068.61
1999	Mulawa	VIC	Emma Sheers	QLD	3.25@11.25m55k	Jodie Skipper	VIC	5750	Emma Sheers	QLD	44.8	Jodie Skipper	VIC	5.00@12.00m55k	5750	40.3	2111.14
2000	Mulawa	VIC	Emma Sheers	QLD	1.50@11.25m55k	Jodie Skipper	VIC	6250	Emma Sheers	QLD	49.4	Jodie Skipper	VIC	2.50@12.00m55k	6250	42.4	2186.65
2001	Canberra	ACT	Emma Sheers	QLD	3.00@11.25m55k	Cathryn Humphrey	NSW	6050	Emma Sheers	QLD	45.1	Jodie Skipper	VIC	3.00@12.00m55k	5750	37.2	1982.24
2002	Mulawa	VIC	Karina Nowlan	NSW	2.00@12.00m55k	Cathryn Humphrey	NSW	6090	Kelly Bowen	VIC	42.0	Karina Nowlan	NSW	2.00@12.00m55k	4200	41.4	1908.78
2003	Stoney Park	NSW	Emma Sheers	QLD	4.50@11.25m55k	Cathryn Humphrey	NSW	6250	Kelly Bowen	VIC	46.9	Kelly Bowen	VIC	1.00@12.00m55k	4820	46.9	2127.04
2004	Bonney's Lakes	WA	Emma Sheers	QLD	0.50@10.75m55k	Michale Briant	NSW	6640	Emma Sheers	QLD	52.2	Karen Jackson	VIC	3.00@12.00m55k	6030	41.9	2155.17
2005	Stoney Park	NSW	Emma Sheers	QLD	2.50@10.75m55k	Michale Briant	NSW	7300	Emma Sheers	QLD	52.4	Karina Nowlan	NSW	2.50@11.25m55k	5520	48.5	2392.75
2006	Adelaide	SA	Karina Nowlan	NSW	2.00@11.30m55k	Michale Briant	NSW	7100	Karina Nowlan	NSW	42.6	Karina Nowlan	NSW	2.00@11.25m55k	3340	42.6	1953.46
2007	Canberra	ACT	Karina Nowlan	NSW	3.00@11.25m55k	Michale Briant	NSW	7580	Karina Nowlan	NSW	43.6	Karina Nowlan	NSW	3.50@12.00m55k	4130	42.9	1972.67
2008	Latrobe Valley	VIC	Emma Sheers	QLD	2.00@11.25m55k	Michale Briant	NSW	7870	Cathryn Humphrey	VIC	38.0	Cathryn Humphrey	VIC	2.00@12.00m55k	6550	38	2081.18
2009	Stoney Park	NSW	Cathryn Humphrey	VIC	4.50@12.00m55k	Michale Briant	NSW	7050	Jacinta Carroll	VIC	41.4	Cathryn Humphrey	VIC	4.50@12.00m55k	6750	39.8	2203.67
2010	Bonney's Lakes	WA	Vennesa Leopold	WA	2.50@12.00m55k	Cathryn Humphrey	VIC	6360	Jacinta Carroll	VIC	44.1	Cathryn Humphrey	VIC	2.00@12.00m55k	6660	41.7	2204.45
2011	Townsville	QLD	Vennesa Leopold	WA	2.00@11.25m55k	Cathryn Humphrey	VIC	7380	Jacinta Carroll	NSW	54.8	Cathryn Humphrey	VIC	3.50@12.00m55k	7380	41.4	2306.68
2012	Mulwala	VIC	Vennesa Leopold	WA	5.00@12.00m55k	Chelsea Scott	SA	5770	Chelsea Scott	SA	41.2	Cathryn Humphrey	VIC	5.00@12.00m55k	6480	40.2	2193.24
2013	Stoney Park	NSW	Emma Sheers	QLD	4.50@11.25m55k	Michale Briant	NSW	8620	Jacinta Carroll	NSW	53.2	Jacinta Carroll	NSW	4.00@12.00m55k	5110	53.2	2403.44
2014	Berry Springs	NT	Jacinta Carroll	NSW	2.00@11.25m55k	Cathryn Humphrey	VIC	7350	Jacinta Carroll	NSW	53.4	Jacinta Carroll	NSW	2.00@11.25m55k	5820	53.4	2564.89
2015	Mulwala	SA	Jacinta Carroll	NSW	3.50@12.00m55k	Michale Briant	NSW	7610	Jacinta Carroll	NSW	54.1	Jacinta Carroll	QLD	3.50@12.00m55k	6590	54.1	2593.71
2016	Stoney Park	TWSA	Siani Oliver	QLD	1.00@11.25m55k	Jacinta Carroll	QLD	7480	Jacinta Carroll	QLD	54.5	Jacinta Carroll	QLD	0.00@12.00m55k	7480	54.5	2645.74
2017	Bonney's Lakes	WA	Stephanie Griffiths	NSW	4.50@12.00m55k	Katelyn Miller	NSW	6980	Stephanie Griffiths	NSW	44.3	Katelyn Miller	NSW	4.50@12.00m55k	6980	37.8	2170.78
2018	Goondiwindi	QLD	Jacinta Carroll	QLD	5.50@12.00m55k	Katelyn Miller	NSW	5610	Jacinta Carroll	QLD	55.1	Jacinta Carroll	QLD	5.50@12.00m55k	7110	55.1	2720.53
2019	Moree	NSW	Molly Ferguson	QLD	3.50@12.00m55k	Sade Ferguson	QLD	5080	Sade Ferguson	QLD	43.0	Sade Ferguson	QLD	1.50@11.25m55k	5080	43	2159.10
2020	Cancelled																
2021	Mulwala		Ruby Di Salvo	#N/A	3.00@12.00m55k	Tayla Simmonds	QLD	7120	Jacinta Carroll	QLD	53.3	Casey Wooderson	NSW	2.50@12.00m55k	3760	39.5	1809.87







Australian Nationals History

Under 21 Men






Year	Location	State	Slalom	State	Score	Tricks	State	Score	Jump	State	Score	Overall	State	Slalom	Trick	Jump	Score
1994	Canberra	ACT	Mark Ellis	WA	4.00@13.00m58k	Jarrad Green	WA	3170	Jason Judd	VIC	44.2	Ross Brain	NSW	2.00@13.00m58k	2110	41.7	806.56
1995	Latrobe Valley	VIC	David Cortous	VIC	2.00@12.00m58k	Clint Hibbard	NSW	2910	Clint Hibbard	NSW	44.8	Clint Hibbard	NSW	3.00@13.00m58k	2910	44.8	945.37
1996	Albury	NSW	Peter Welsh	QLD	3.00@12.00m58k	Ross Brain	NSW	3450	Ross Brain	NSW	44.5	Clint Hibberd	NSW	2.50@12.00m58k	3430	45.5	1088.09
1997	Nambour	QLD	Brad Priekulis	VIC	4.00@12.00m58k	Jay Puxty	NSW	4440	Marcus Hayward	NSW	50.9	Jay Puxty	NSW	4.00@13.00m58k	4440	44.7	1081.18
1998	Bonney's Lakes	WA	Peter Welsh	QLD	4.00@13.00m58k	Ashley Shaw	VIC	2400	Peter Welsh	QLD	48.2	Ashley Shaw	VIC	0.50@13.00m58k	2400	44.4	857.16
1999	Mulawa	VIC	Gavin McMillian	VIC	4.00@13.00m58k	Lee Bray	VIC	3330	Cain Schmidt	VIC	48.0	Ashley Shaw	VIC	3.00@13.00m58k	3260	43.3	944.58
2000	Mulawa	VIC	Gavin McMillan	VIC	2.00@12.00m58k	Gavin McMillan	VIC	2610	Cain Schmidt	VIC	50.9	Cain Schmidt	VIC	4.00@13.00m58k	2370	50.9	1034.82
2001	Canberra	ACT	Andrew Morris	VIC	4.00@12.00m58k	Andrew Morris	VIC	3660	Andrew Morris	VIC	49.4	Andrew Morris	VIC	4.00@12.00m58k	3660	49.4	1204.82
2002	Mulawa	VIC	Justin Cole	SA	5.50@14.25m58k				Travis Talbot	SA	42.8						
2003	Stoney Park	NSW	Justin Cole	SA	5.50@13.00m58k				Scott Reeves	QLD	46.4						
2004	Bonney's Lakes	WA	Ben Moffatt	SA	4.00@13.00m58k	Tim Moffatt	SA	3150	Ben Moffatt	SA	49.7	Tim Moffatt	SA	2.00@13.00m58k	2090	37.1	717.18
2005	Stoney Park	NSW	Jordon Scott	SA	2.50@12.00m58k	Jordon Scott	SA	6860	Jordon Scott	SA	48.0	Jordon Scott	SA	2.50@12.00m58k	6860	48	1408.68
2006	Adelaide	SA	Tim Moffatt	SA	5.00@13.00m00k	Tim Moffatt	SA	4390	Tim Moffatt	SA	41.5	Tim Moffatt	SA	5.00@13.00m58k	4390	41.5	1032.13
2007	Canberra	ACT	Daniel Knight	SA	2.50@12.00m58k	Steven Moss	WA	3690	Steven Moss	WA	37.4	Steven Moss	WA	4.00@16.00m58k	3000	37.1	629.58
2008	Latrobe Valley	VIC	Lee Bray	VIC	3.00@12.00m58k	Lee Bray	VIC	2850	Adrian Kupinic	Vic	40.0	Brad Weston	SA	4.50@13.00m58k	1700	30.8	605.93
2009	Stoney Park	NSW	Tim Martin	VIC	2.00@12.00m58k	Matt Carroll	VIC	3550	Steven Moss	WA	44.1	Steven Moss	WA	5.00@13.00m58k	4220	41.4	1016.70
2010	Bonney's Lakes	WA	Nicholas Wrenn	WA	3.00@12.00m58k	Nicholas Wrenn	WA	3340	Nicholas Wrenn	WA	50.5	Nicholas Wrenn	WA	3.00@12.00m58k	3340	50.5	1184.35
2011	Townsville	QLD	Daniel Kerslake	QLD	3.00@12.00m58k	Daniel Wallent	SA	4470	Daniel Wallent	SA	51.2	Daniel Wallent	SA	0.50@12.00m58k	4470	51.2	1247.61
2012	Mulwala	VIC	Joel Howley	QLD	1.50@11.25m58k	Jason Miller	NSW	5020	Joshua Louder	NSW	51.7	Jason Miller	NSW	1.50@12.00m58k	5020	47.8	1242.48
2013	Stoney Park	NSW	Angus Croft	QLD	2.00@11.25m58k	Nicholas Potts	QLD	2290	Trent Nelson Cranfield	NSW	42.3	Trent Nelson Cranfield	NSW	1.00@11.25m58k	1920	42.3	978.90
2014	Berry Springs	NT	James Sheldon	VIC	1.50@11.25m58k	Tyce Zandler	QLD	5670	Tyce Zandler	QLD	50.5	Tyce Zandler	QLD	2.50@12.00m58k	5670	50.5	1361.72
2015	Mulwala	SA	Harrison Harber	QLD	2.50@12.00m58k	Patrick Crisp	VIC	3530	Ryan Carmichael	NSW	47.7	Harrison Harber	QLD	2.50@12.00m58k	2480	42.6	957.17
2016	Stoney Park	TWSA	Jake Duperouzel	WA	2.00@11.25m58k	Jayden Mcgrady	NSW	4470	Jake McDonald	QLD	47.8	Jayden Mcgrady	NSW	1.50@13.00m58k	4470	43.1	1013.03
2017	Bonney's Lakes	WA	Thomas Ryan	VIC	2.00@11.25m58k	Harrison Harber	QLD	3460	Matthew Browne	TAS	46.1	Travis Dunkley	WA	2.00@12.00m58k	3440	44.2	1056.08
2018	Goondiwindi	QLD	Kurtis Beare	NSW	4.00@12.00m58k	Ethan Mckinnon	NSW	5920	Ethan Mckinnon	NSW	56.1	Ethan Mckinnon	NSW	3.50@12.00m58k	5920	56.1	1504.47
2019	Moree	NSW	Thomas Bennett	VIC	0.50@11.25m58k	Callan Ashcroft	NSW	6770	Callan Ashcroft	NSW	45.3	Josh Parsonage	QLD	1.50@14.25m58k	1600	41.1	6863.85
2020	Cancelled																
2021	Mulwala	VIC	Thomas Bennett	VIC	0.50@11.25m58k	Callan Ashcroft	NSW	6770	Callan Ashcroft	NSW	45.3	Callan Ashcroft	NSW	1.00@12.00m58k	6770	45.3	1407.13

			<h1 style="text-align: center;">Australian Nationals History</h1> <h2 style="text-align: center;">Under 17 Boys</h2>														
Year	Location	State	Slalom	State	Score	Tricks	State	Score	Jump	State	Score	Overall	State	Slalom	Trick	Jump	Score
1985	Myuna Bay	NSW	Simon Hill	SA	1.00@12.00m58k	Damien Bell	QLD	4510	John Levingston	VIC	41.5	Peter Smith	VIC	2.50@14.25m58k	3570	40.4	1229.70
1986	Adelaide	SA	Joel Sheehan	SA	1.50@13.00m58k	Grant Barnett	VIC	4090	Peter Schouten	TAS	38.4	Grant Barnett	VIC	1.50@13.00m58k	4090	38.8	1316.84
1987	Kurwongbah	QLD					QLD	4510									
1988	Canberra	ACT	Andrew Barnett	VIC	2.50@12.00m58k	Andrew Barnett	VIC	4350	Andrew Barnett	VIC	44.2	Andrew Barnett	VIC	2.50@13.00m58k	4350	44.2	1514.95
1989	Lake Barnigton	TAS	Joel Sheehan	SA	1.50@12.00m58k	Andrew Beazley	NSW	4130	Joel Sheehan	SA	40.2	Andrew Beazley	NSW	5.00@14.25m58k	4130	39.5	1295.23
1990	Latrobe Valley	VIC	Craig McNamara	VIC	3.00@13.00m58k	Haydon White	SA	4080	David Cortous	VIC	41.9	Haydon White	SA	2.00@14.25m58k	4080	41.3	1289.32
1991	Myuna Bay	NSW	Jason Neal	SA	2.50@12.00m58k	Clint Hibberd	NSW	4170	David Cortous	VIC	44.7	Clint Hibberd	NSW	2.50@16.00m58k	4170	40.3	1167.47
1992	Albany	WA	Danny Perham		3.00@13.00m58k	Ryan Green	WA	6250	Jason Judd	VIC	41.2	Ryan Green	WA	1.50@16.00m58k	6250	34.8	1160.61
1993	Moorook	SA	Ross Brain	NSW	4.50@14.25m58k	Curtis Sheers	VIC	3440	Ryan Green	WA	38.4	Glen Kite	ACT	2.50@14.25m58k	3940	35.9	1128.44
1994	Canberra	ACT	Ryan Green	WA	2.25@13.00m58k	Chris Cockburn	NSW	5160	Curtis Sheers	VIC	44.7	Glen Kite	ACT	0.50@13.00m58k	4460	42.4	1434.93
1995	Latrobe Valley	VIC	Curtis Sheers	VIC	2.50@13.00m58k	Chris Cockburn	NSW	6300	Ryan Green	WA	48.3	Curtis Sheers	VIC	2.50@13.00m58k	4160	50.6	1686.87
1996	Albury	NSW	Chris Cockburn	NSW	3.50@13.00m58k	Joel Wing	NSW	5750	Chris Cockburn	NSW	43.4	Chris Cockburn	NSW	3.50@13.00m58k	6110	43.4	1655.73
1997	Nambour	QLD	Dane Puxty	NSW	1.50@12.00m58k	Joel Wing	NSW	7530	Dane Puxty	NSW	48.1	Dane Puxty	NSW	1.50@12.00m58k	6630	48.1	1909.45
1998	Bonney's Lakes	WA	Rick Bunn	WA	3.00@14.25m58k	Dane Puxty	NSW	7360	Dane Puxty	NSW	47.8	Dane Puxty	NSW	2.50@13.00m58k	7360	47.8	1870.32
1999	Mulawa	VIC	Joel Wing	NSW	4.00@12.00m58k	Joel Wing	NSW	8990	Andrew Morris	VIC	43.8	Joel Wing	NSW	4.00@12.00m58k	8990	42.5	1986.53
2000	Mulawa	VIC	Andrew Morris	VIC	2.50@12.00m58k	Brent Schmidt	VIC	6840	Andrew Morris	VIC	45.7	Brent Schmidt	VIC	1.00@12.00m58k	6840	41.4	1721.30
2001	Canberra	ACT	Brent Schmidt	VIC	2.50@12.00m58k	Brent Schmidt	VIC	6080	Brent Schmidt	VIC	44.4	Brent Schmidt	VIC	2.50@12.00m58k	6080	44.4	1773.48
2002	Mulawa	VIC	Warwick Wiseman	WA	1.00@12.00m58k	Mitchell Cockburn	NSW	6150	Jonothon Heys	VIC	42.2	Mitchell Cockburn	NSW	2.50@13.00m58k	6150	38.3	1491.31
2003	Stoney Park	NSW	Mitchell Cockburn	NSW	2.00@12.00m58k	Mitchell Cockburn	NSW	6530	Ben Moffatt	SA	44.9	Mitchell Cockburn	NSW	2.00@12.00m58k	6530	46.8	1872.11
2004	Bonney's Lakes	WA	Nick Adams	VIC	2.00@12.00m58k	Jordan Scott	SA	6780	Jordan Scott	SA	41.8	Jordan Scott	SA	4.50@13.00m58k	6780	40.7	1650.34
2005	Stoney Park	NSW	Daniel Knight	SA	2.25@13.00m58k	Steven Moss	WA	3260	Matthew Carroll	VIC	36.9	Matthew Carroll	VIC	4.50@16.00m58k	2540	36.9	968.85
2006	Adelaide	SA	Ben Whitcroft	VIC	4.50@16.00m58k	Mathew Carroll	VIC	3820	Mathew Carroll	VIC	42.0	Mathew Carroll	VIC	4.50@18.25m58k	3820	42	1115.55
2007	Canberra	ACT	Nicholas Wrenn	WA	2.25@13.00m58k	Alexander Pollock	VIC	4520	Matthew Knight	SA	37.3	Alexander Pollock	VIC	2.50@14.25m58k	3530	34.7	1059.22
2008	Latrobe Valley	VIC	Daniel Wallent	SA	2.00@12.00m58k	Timothy Bradstreet	NSW	6920	Timothy Bradstreet	NSW	42.9	Timothy Bradstreet	NSW	0.50@12.00m58k	6920	42.9	1762.84
2009	Stoney Park	NSW	Timothy Bradstreet	NSW	2.00@11.25m58k	Timothy Bradstreet	NSW	7850	Timothy Bradstreet	NSW	52.9	Timothy Bradstreet	NSW	2.00@11.25m58k	7850	52.9	2269.63
2010	Bonney's Lakes	WA	Callum McMurray	SA	2.50@12.00m58k	Callum McMurray	SA	2090	Mitchell Cavanagh	WA	46.1	James Sheldon	VIC	4.25@13.00m58k	2110	42.9	1322.76
2011	Townsville	QLD	Craig Jeude	QLD	4.50@12.00m58k	Joshua Briant	NSW	9220	Joshua Briant	NSW	51.0	Joshua Briant	NSW	2.00@12.00m58k	9220	51	2218.52
2012	Mulwala	VIC	Craig Jeude	QLD	2.00@11.25m58k	Joshua Briant	NSW	9990	Joshua Briant	NSW	49.3	Joshua Briant	NSW	2.00@11.25m58k	9990	49.3	2341.66
2013	Stoney Park	NSW	Craig Jeude	QLD	4.00@11.25m58k	Archie Davis	ACT	7210	Archie Davis	ACT	47.3	Archie Davis	ACT	4.25@12.00m58k	7210	47.3	1984.12
2014	Berry Springs	NT	Adam Potts	QLD	2.00@11.25m58k	Archie Davis	ACT	7770	Joshua Wallent	SA	54.1	Archie Davis	ACT	2.50@12.00m58k	7770	48.8	2042.76
2015	Mulwala	SA	Adam Sedgley	VIC	2.00@12.00m58k	Jayden Mcgrady	NSW	3870	Ryan Burns	NSW	44.7	Travis Dunkley	WA	2.50@12.00m58k	3730	41.9	1505.14
2016	Stoney Park	TWSA	Jack Christie	VIC	0.00@11.25m58k	Ethan Mckinnon	NSW	5470	Ethan Mckinnon	NSW	42.4	Ethan Mckinnon	NSW	3.00@13.00m58k	5470	42.4	1564.21
2017	Bonney's Lakes	WA	Jack Christie	VIC	0.00@11.25m58k	Ethan Mckinnon	NSW	5980	Ethan Mckinnon	NSW	48.3	Ethan Mckinnon	NSW	3.00@12.00m58k	5980	48.3	1888.64
2018	Goondiwindi	QLD	Jack Christie	VIC	1.50@10.75m58k	Bailey Christie	VIC	5790	Ryan Sciacca	QLD	46.7	Jack Christie	VIC	1.50@10.75m58k	5020	41.7	1806.33
2019	Moree	NSW	Bailey Christie	VIC	3.00@12.00m58k	Levi Kelly	NSW	5850	Levi Kelly	NSW	47.2	Sade Ferguson	NSW	1.50@12.00m58k	5850	47.2	1818.32
2020	Cancelled																
2021	Mulwala	VIC	Lucas Cornale	QLD	3.25@10.75m58k	Lucas Cornale	QLD	5460	Joel O'Toole	NSW	44.8	Joel O'Toole	NSW	3.50@12.00m58k	5170	44.8	1727.87

			<h1 style="text-align: center;">Australian Nationals History</h1> <h2 style="text-align: center;">Under 17 Girls</h2>														
Year	Location	State	Slalom	State	Score	Tricks	State	Score	Jump	State	Score	Overall	State	Slalom	Trick	Jump	Score
1985	Myuna Bay	NSW	Jodie Skipper	VIC	2.00@13.00m55k	Natalie Bell	QLD	3410	Jodie Sipper	VIC	31.4	Jodie Sipper	VIC	2.00@13.00m55k	3980	31.4	1325.99
1986	Adelaide	SA	Jodie Skipper	VIC	3.00@14.25m55k	Jodie Skipper	VIC	2910	Jodie Skipper	VIC	32.0	Jodie Skipper	VIC	3.00@14.25m55k	2910	32	1152.07
1987	Kurwongbah	QLD				Natalie Bell	QLD	3410									
1988	Canberra	ACT	Kerrie Kelly	SA	2.00@14.25m55k	Stacey Allwood	VIC	760	Kylie Gillard	VIC	32.1	Nicole Munting	TAS	3.50@18.25m55k	2690	31.1	858.14
1989	Lake Barnigton	TAS															
1990	Latrobe Valley	VIC	Emma Sheers	VIC	2.00@13.00m55k	Cassie Johnson	NSW	2900	Emma Sheers	VIC	33.7	Cassie Johnson	NSW	3.00@13.00m55k	2900	32.3	1285.40
1991	Myuna Bay	NSW	Emma Sheers	VIC	2.00@13.00m55k	Donna Savage	NSW	3630	Emma Sheers	VIC	39.7	Emma Sheers	VIC	2.00@13.00m55k	3060	39.7	1633.10
1992	Albany	WA	Camille Munting	TAS	3.50@13.00m55k	Donna Savage	NSW	3330	Emma Sheers	VIC	36.4	Emma Sheers	VIC	0.50@12.00m55k	2860	36.4	1546.80
1993	Moorook	SA	Sally Morris	VIC	3.25@16.00m55k	Sally Morris	VIC	4100	Felicity Langford	VIC	28.0						
1994	Canberra	ACT	Felicity Langford	VIC	2.50@14.25m55k	Karen Jackson	VIC	3180	Felicity Langford	VIC	28.0	Natasha Jobe	VIC	2.50@16.00m55k	1600	24.6	544.21
1995	Latrobe Valley	VIC	Felicity Langford	VIC	2.50@14.25m55k	Karen Jackson	VIC	3270	Karen Jackson	VIC	28.9	Karen Jackson	VIC	2.00@14.25m55k	3270	28.9	1018.93
1996	Albury	NSW	Nicki Southwell	ACT	4.50@16.00m55k	Belinda Hayward	NSW	3140	Belinda Hayward	NSW	30.2	Belinda Hayward	NSW	4.50@16.00m55k	3140	30.2	998.39
1997	Nambour	QLD	Karen Jackson	VIC	2.00@13.00m55k	Karen Jackson	VIC	5040	Karen Jackson	VIC	35.1	Karen Jackson	VIC	2.00@13.00m55k	5040	35.1	1603.71
1998	Bonney's Lakes	WA	Belinda Hayward	NSW	0.50@13.00m55k	Cathryn Humphrey	NSW	4950	Belinda Hayward	NSW	35.1	Belinda Hayward	NSW	0.50@13.00m55k	4910	35.1	1561.26
1999	Mulawa	VIC	Vennesa Leopold	WA	2.50@13.00m55k	Cathryn Humphrey	NSW	5610	Belinda Hayward	NSW	33.0	Belinda Hayward	NSW	3.00@14.25m55k	5200	33	1419.04
2000	Mulawa	VIC	Kelly Bowen	VIC	2.50@13.00m55k	Cathryn Humphrey	NSW	5200	Vennesa Leopold	WA	38.2	Kelly Bowen	VIC	2.50@13.00m55k	4360	34.3	1510.48
2001	Canberra	ACT	Kelly Bowen	VIC	1.50@12.00m55k	Kelly Bowen	VIC	4070	Kelly Bowen	VIC	39.2	Kelly Bowen	VIC	1.50@12.00m55k	4070	39.2	1816.04
2002	Mulawa	VIC	Teegan Pigdon	NSW	1.00@13.00m55k	Teegan Pigdon	NSW	3480	Kylie Gray	VIC	34.6	Teegan Pigdon	NSW	1.00@13.00m55k	3480	32.2	1296.19
2003	Stoney Park	NSW	Tamzyn Roadknight	NSW	3.50@16.00m55k	Tamzyn Roadknight	NSW	3000	Tamzyn Roadknight	NSW	28.4	Tamzyn Roadknight	NSW	3.50@16.00m55k	3000	28.4	879.26
2004	Bonney's Lakes	WA	Chelsea Scott	SA	5.00@14.25m55k	Chelsea Scott	SA	4620	Chelsea Scott	SA	29.9	Chelsea Scott	SA	5.00@14.25m55k	4250	27.4	1101.37
2005	Stoney Park	NSW	Michale Briant	NSW	2.25@13.00m55k	Chelsea Scott	SA	4790	Chelsea Scott	SA	31.8	Chelsea Scott	SA	2.00@13.00m55k	4790	31.8	1422.62
2006	Adelaide	SA	Kate Pollock	VIC	2.50@16.00m55k	Tegan Bennie	NSW	2440	Kate Pollock	VIC	30.0	Kate Pollock	VIC	2.50@16.00m55k	2750	30	911.51
2007	Canberra	ACT	Alyce Bradstreet	NSW	2.50@14.25m55k	Elissa Irwin	WA	3050	Elissa Irwin	WA	22.4	Elissa Irwin	WA	3.50@18.25m55k	3050	22.2	468.81
2008	Latrobe Valley	VIC	Alyce Bradstreet	NSW	2.50@13.00m55k	Elissa Irwin	WA	2760	Jany's Chiron	VIC	29.3	Alyce Bradstreet	NSW	2.50@13.00m55k	2890	26.7	1007.77
2009	Stoney Park	NSW	Alyce Bradstreet	NSW	2.00@13.00m55k	Alyce Bradstreet	NSW	3690	Alyce Bradstreet	NSW	30.2	Alyce Bradstreet	NSW	1.00@12.00m55k	3690	30.2	1341.07
2010	Bonney's Lakes	WA	Olivia Collicoat	VIC	1.00@14.25m55k	Kayla Harward	VIC	2980	Kayla Harward	VIC	29.4	Samantha Mead	WA	0.50@14.25m55k	2990	25.9	819.26
2011	Townsville	QLD	Jayne Gray	ACT	1.00@13.00m55k	Bianca Mulach	ACT	5480	Teagan Burns	NSW	32.3	Stephanie Griffiths	NSW	4.50@14.25m55k	3670	29	1112.01
2012	Mulwala	VIC	Stephanie Griffiths	NSW	2.50@13.00m55k	Bianca Mulach	ACT	4380	Stephanie Griffiths	NSW	37.0	Stephanie Griffiths	NSW	2.50@13.00m55k	2800	37	1489.63
2013	Stoney Park	NSW	Stephanie Griffiths	NSW	1.00@12.00m55k	Bianca Mulach	ACT	5340	Stephanie Griffiths	NSW	39.0	Stephanie Griffiths	NSW	1.00@12.00m55k	4120	39	1801.30
2014	Berry Springs	NT	Katelyn Miller	NSW	1.00@12.00m55k	Casey Wooderson	NSW	3360	Casey Wooderson	NSW	34.9	Katelyn Miller	NSW	1.00@12.00m55k	5900	32.7	1671.80
2015	Mulwala	SA	Katelyn Miller	NSW	1.00@12.00m55k	Katelyn Miller	NSW	5740	Katelyn Miller	NSW	39.0	Katelyn Miller	NSW	1.00@12.00m55k	5740	39	1956.48
2016	Stoney Park	TWSA	Casey Wooderson	QLD	2.00@12.00m55k	Briana Mcgrady	NSW	4070	Casey Wooderson	QLD	38.3	Casey Wooderson	QLD	2.00@12.00m55k	3680	38.3	1745.82
2017	Bonney's Lakes	WA	Layne Moroney	VIC	2.00@13.00m55k	Briana Mcgrady	NSW	3390	Briana Mcgrady	NSW	33.9	Briana Mcgrady	NSW	2.00@13.00m55k	3390	33.9	1388.52
2018	Goondiwindi	QLD	Molly Ferguson	QLD	5.00@12.00m55k	Sade Ferguson	QLD	5040	Sade Ferguson	QLD	38.1	Sade Ferguson	QLD	3.00@12.00m55k	5040	38.1	1886.57
2019	Moree	NSW	Sierra Nowlan	NSW	3.50@13.00m55k	Layne Moroney	VIC	4160	Layne Moroney	VIC	32.8	Layne Moroney	VIC	2.50@14.25m55k	4160	32.8	1299.90
2020	Cancelled																
2021	Mulwala	VIC	Milla Hunter Benne	Vic	4.50@13.00m55k	Lara Butlin	NSW	4460	Lara Butlin	NSW	32.3	Lara Butlin	NSW	2.50@13.00m55k	4460	32.3	1424.82



			<h1 style="text-align: center;">Australian Nationals History</h1> <h2 style="text-align: center;">Over 21 Men</h2>															
Year	Location	State	Slalom	State	Score	Tricks	State	Score	Jump	State	Score	Overall	State	Slalom	Trick	Jump	Score	
1985	Myuna Bay	NSW	Chris Anus	NSW	3.00@11.25m58k	Mark Beetta	VIC	5300	Steve Whtcroft	VIC	45.2	Greg Zieschang	SA	3.50@12.00m58k	4180	42	1096.97	
1986	Adelaide	SA	Greg Zieschang	SA	4.00@13.00m58k	Greg Birch	VIC	4490	Mark Beretta	VIC	44.0	Greg Zieschang	SA	4.00@13.00m58k	3760	40.6	948.83	
1987	Kurwongbah	QLD				Mark Beretta	VIC	5300										
1988	Canberra	ACT	Mark Davies	VIC	3.00@13.00m58k	Deone Ellison	NSW	5230	Mark Davies	VIC	43.8	Greg Birch	VIC	3.00@13.00m58k	3670	40.5	923.77	
1989	Lake Barnigton	TAS	Grant Barnett	VIC	4.00@13.00m58k	Mark Beretta	VIC	4960	Andrew Barnett	VIC	48.1	Mark Beretta	VIC	2.50@13.00m58k	4960	38.7		
1990	Latrobe Valley	VIC	Tim Jobe	VIC	0.50@12.00m58k	Mark Beretta	VIC	4810	Bruce Cockburn	NSW	45.8	Mark Beretta	VIC	2.00@12.00m58k	4810	40.4	1092.55	
1991	Myuna Bay	NSW	Joel Sheehan	SA	4.50@12.00m58k	Jason Stone	NSW	4950	Randall Mance	VIC	49.8	Tim Jobe	VIC	2.50@12.00m58k	3510	42.2	1031.48	
1992	Albany	WA	Joel Sheehan	SA	4.00@12.00m58k	Andrew Beazley	NSW	4570	David Cortous	VIC	48.2	Andrew Beazley	NSW	4.00@13.00m58k	4570	42.1	1041.90	
1993	Moorook	SA	Jason Furtner		0.00@12.00m58k	Mark Beretta	VIC	4380	Andrew Beazley	NSW	46.8	Mark Beretta	VIC	2.00@14.25m58k	4380	41.6	889.24	
1994	Canberra	ACT	Wayne Briant	WA	2.50@12.00m58k	Wayne Briant	WA	3320	Tim Jobe	VIC	42.6	Dean Mundy		1.00@14.25m58k	2200	41.3	694.09	
1995	Latrobe Valley	VIC	Wayne Briant	WA	2.50@12.00m58k	Wayne Briant	WA	2830	Murray Pigdon	NSW	46.1	Tim Jobe	VIC	1.50@13.00m58k	3920	44.3	992.17	
1996	Albury	NSW	Peter Cornale	SA	3.50@13.00m58k	Tim Jobe	VIC	3720	Murray Pigdon	NSW	48.7	Tim Jobe	VIC	4.50@14.25m58k	3720	46.4	968.34	
1997	Nambour	QLD	Ryan Green	WA	2.00@12.00m58k	John Burnett	QLD	3000	Brett Wing	QLD	50.4	John Burnett	QLD	2.50@14.25m58k	3000	42.1	797.00	
1998	Bonney's Lakes	WA	Peter Cornale	SA	1.50@12.00m58k	Neil Coles	wa	3060	Joel Wing	NSW	44.9	Mark Wilson	NSW	2.00@13.00m58k	2750	36.5	758.24	
1999	Mulawa	VIC	Tim Jobe	VIC	2.00@13.00m58k	Tim Jobe	VIC	3220	Dan Birmingham	QLD	40.6							
2000	Mulawa	VIC	Greg Dalarno	SA	2.00@12.00m58k	Tim Jobe	VIC	3590	Dan Birmingham	QLD	45.0							
2001	Canberra	ACT	Greg Dodgson		3.50@13.00m58k	Greg Dodgson		1910	0 0									
2002	Mulawa	VIC	Michael Gilman		1.00@12.00m58k	Lee Bray	VIC	3220	Andrew Miller	NSW	45.0							
2003	Stoney Park	NSW	Cain Schmidt	VIC	1.50@12.00m58k	Andrew Beazley	NSW	3550	Bob Fletcher	NSW	43.9	Andrew Beazley	NSW	1.50@14.25m58k	3550	42.2	826.66	
2004	Bonney's Lakes	WA	Rob Fenwick	WA	2.00@12.00m58k	Gavin McMillan	VIC	2870	Josh Meredith		38.8							
2005	Stoney Park	NSW	Robert Fenwick	WA	3.00@12.00m58k	Gavin McMillan	VIC	2870	Adrian Kupinic	VIC	38.4							
2006	Adelaide	SA	Adrian Kupinic	VIC	0.50@13.00m00k	Gavin McMillan	VIC	2870	James Lefebvre	VIC	48.2							
2007	Canberra	ACT	James Lefebvre	VIC	1.50@12.00m58k	Timothy Moffatt	SA	3830	Adrian Kupinic	VIC	40.3							
2008	Latrobe Valley	VIC	Lee Bray	VIC	3.00@12.00m58k	Lee Bray	VIC	2850	Adrian Kupinic	VIC	40.0	Brad Weston	SA	4.50@13.00m58k	1700	30.8	605.93	
2009	Stoney Park	NSW	Brad Weston	SA	5.50@13.00m58k	Brad Weston	SA	1690	Rod Kitchen	VIC	39.1	Brad Weston	SA	5.50@13.00m58k	1690	30.2	609.68	
2010	Bonney's Lakes	WA	Jarrod Faoro	VIC	0.50@13.00m58k	Steve Simmonds	NSW	3220	Jarrod Faoro	VIC	45.8							
2011	Townsville	QLD	Matthew Shaw	NSW	4.00@13.00m58k	Jarrod Faoro	NSW	1400	Jarrod Faoro	NSW	46.2	Jarrod Faoro	NSW	2.00@13.00m58k	1400	46.2	835.96	
2012	Mulwala	VIC	Tim Martin	VIC	3.50@12.00m58k	Jarrod Faoro	NSW	1660	Jarrod Faoro	NSW	50.9	Jarrod Faoro	NSW	1.50@13.00m58k	1660	50.9	938.34	
2013	Stoney Park	NSW	David Smith	NSW	2.50@12m58k			3290	Tim Martin	VIC	48.4							
2014	Berry Springs	NT	Matthew Shaw	NSW	0.50@12.00m58k	Chas Hewson	WA	1690	Bren Rodda	NT	41.2							
2015	Mulwala	SA	William Bastian	NSW	3.50@13.00m58k													
2016	Stoney Park	TWSA	William Bastian	NSW	3.00@12.00m58k	Kohei Yamaguchi		3370	Kohei Yamaguchi		39.6							
2017	Bonney's Lakes	WA	Jacob Law	WA	3.50@14.25m58k	Jake Duperouzel	WA	3310	Luke Petley	WA	32.7	Luke Petley	WA	3.50@16.00m58k	1380	32.7	408.73	
2018	Goondiwindi	QLD	Dan Kerslake	QLD	4.50@13.00m58k	Trent Nelson Cranfield	ACT	2500										
2019	Moree	NSW	Scott Reeves	QLD	4.50@12.00m58k	Matthew Browne	TAS	3390	Jake Weckert	SA	36.6							
2020																		
2021	Mulwala	VIC	Jarrod Faoro	NSW	4.50@12.00m58k	Jarrod Faoro	NSW	1000	Jarrod Faoro	NSW	41.0	Jarrod Faoro	VIC	2.00@13.00m58k	1000	41	704.90	

			<h1 style="text-align: center;">Australian Nationals History</h1> <h2 style="text-align: center;">Over 21 Women</h2>															
Year	Location	State	Slalom	State	Score	Tricks	State	Score	Jump	State	Score	Overall	State	Slalom	Trick	Jump	Score	
1985	Myuna Bay	NSW	Cherie Hayllar	NSW	4.50@16.00m55k	Julie O'Connor	WA	2780	Cherie Hayllar	NSW	28.4	Cherie Hayllar	NSW	4.50@18.25m55k	1740	28.4	699.86	
1986	Adelaide	SA	Kerrie Kelly	SA	2.00@16.00m55k	Kerrie Kelly	SA	2130	Lucie Schouten	TAS	29.2	Dianne Burnett	QLD	2.50@18.25m52k	2290	25.1	535.74	
1987	Kurwongbah	QLD															-392.61	
1988	Canberra	ACT	Jan Hamilton	QLD	1.00@13.00m55k	Angela Page	SA	1620	Lynn Neville	NSW	30.4	Jan Hamilton	QLD	1.00@14.25m55k	2410	27.2	876.95	
1989	Lake Barnigton	TAS	Jan Hamilton	QLD	1.00@13.00m55k	Julie O'Connor	WA	3000	Lynn Neville	NSW	30.4	Jan Hamilton	QLD	1.00@14.25m55k	2410	27.2	876.95	
1990	Latrobe Valley	VIC	Julie O'Connor	WA	3.50@16.00m55k	Lisa Edwards	VIC	2480	Lisa Edwards	VIC	31.1	Angela Nancarrow	SA	3.00@18.25m55k	1750	31.8		
1991	Myuna Bay	NSW	Kelly Allwood	VIC	4.50@16.00m55k	Julie O'Connor	WA	3270	Kim Neville	QLD	28.4	Julie O'Connor	WA	4.00@18.25m55k	3270	19.8		
1992	Albany	WA	Sue Boardman		1.00@14.25m55k													
1993	Moorook	SA	Judy Schasser	NSW	3.50@16.00m55k	Emma Sheers	VIC	3400	Jane Langdon		22.1	Judy Schasser	NSW	3.50@16.00m55k	1240	22.3	600.05	
1994	Canberra	ACT	Camille Munting	TAS	3.00@13.00m55k	Camille Munting	TAS	3800	Nicolle Munting	TAS	32.3	Nicolle Munting	TAS	4.00@16.00m55k	3380	32.3	1029.59	
1995	Latrobe Valley	VIC	Camille Munting	TAS	4.00@14.25m55k	Nicole Urquhart	TAS	3640	Melissa Sleep	VIC	34.1	Nicole Urquhart	TAS	3.50@16.00m55k	3640	34	1083.40	
1996	Albury	NSW	Kelly Fjeldstad		3.50@14.25m55k	Emma Sheers	VIC	3730	Jo Robertson		25.6	Kelly Fjeldstad	VIC	3.50@14.25m55k	2170	24	824.47	
1997	Nambour	QLD	Lisa Thurlow	NSW	1.50@14.25m55k	Lisa Thurlow	NSW	3870	Lee Searles	NSW	21.2							
1998	Bonney's Lakes	WA	Lisa Thurlow	NSW	1.50@14.25m55k	Lisa Thurlow	NSW	3870	Lee Searles	NSW	21.2							
1999	Mulawa	VIC	Nicole Urquhart	TAS	2.00@14.25m55k	Nicole Urquhart	TAS	2610	Nicole Urquhart	TAS	31.3	Nicole Urquhart	TAS	2.00@14.25m55k	2610	31.3	1006.49	
2000	Mulawa	VIC	Nicole Urquhart	TAS	1.00@13.00m55k	Nicole Urquhart	TAS	3500	Nicole Urquhart	TAS	30.6	Nicole Urquhart	TAS	1.00@14.25m55k	3500	30.6	1052.27	
2001	Canberra	ACT	Lisa Cavanagh	WA	4.00@16.00m55k	Linda Cappello	ACT	1910										
2002	Mulawa	VIC	Nicole Urquhart	TAS	2.00@14.25m55k	Kelly Atkinson	VIC	1900	Nicole Urquhart	TAS	32.2	Nicole Urquhart	TAS	2.00@14.25m55k	3070	32.2	1068.13	
2003	Stoney Park	NSW	Lisa Cavanagh	WA	2.00@14.25m55k	Renee Dickenson	NSW	1160										
2004	Bonney's Lakes	WA	Lisa Cavanagh	WA	2.00@16.00m55k													
2005	Stoney Park	NSW	Jane Funk	SA	5.00@16.00m55k													
2006	Adelaide	SA	Jane Funk	SA	5.00@16.00m55k													
2007	Canberra	ACT	Jane Funk	SA	4.00@16.00m55k													
2008	Latrobe Valley	VIC	Jane Funk	NSW	4.00@14.25m55k													
2009	Stoney Park	NSW																
2010	Bonney's Lakes	WA	Michelle Dayman	WA	2.00@18.25m52k													
2011	Townsville	QLD																
2012	Mulwala	VIC																
2013	Stoney Park	NSW	Jennifer Colwell	NSW	5.00@18.25m52k	Jennifer Colwell	NSW	1080										
2014	Berry Springs	NT	Janelle Church	QLD	3.00@18.25m55k	Jaimi Andrews	WA	2580	Jennifer Colwell	NSW	16.0	Jennifer Colwell	NSW	3.00@18.25m55k	1220	16	341.66	
2015	Mulwala	SA	Jennifer Colwell	NSW	4.00@18.25m55k	Jennifer Colwell	NSW	1180	Jennifer Colwell	NSW	15.7	Jennifer Colwell	NSW	4.00@18.25m55k	1180	15.7	348.28	
2016	Stoney Park	TWSA	Madeleine Zendler	QLD	4.00@14.25m55k	Madeleine Zendler	QLD	2360	Madeleine Zendler	QLD	24.2	Madeleine Zendler	QLD	4.00@14.25m55k	2360	24.2	854.51	
2017	Bonney's Lakes	WA	Camille Whitehead	WA	1.00@14.25m55k	Jaimi Andrews	WA	2480										
2018	Goondiwindi	QLD	Camille Whitehead	WA	2.00@16.00m55k													
2019	Moree	NSW	Nicole Schreck	WA	1.50@18.25m55k	Jayne Gray	ACT	3250										
2020	Cancelled																	
2021	Mulwala	VIC	Sarah Lochner	VIC	4.00@14.25m55k	Olivia Collicoat	VIC	2890	Montanna Eastley	TAS	19.8	Montanna Eastley	TAS	3.00@16.00m55k	1580	19.8	563.96	



			<h1 style="text-align: center;">Australian Nationals History</h1> <h2 style="text-align: center;">Under 14 Boys</h2>														
Year	Location	State	Slalom	State	Score	Tricks	State	Score	Jump	State	Score	Overall	State	Slalom	Trick	Jump	Score
1985	Myuna Bay	NSW	Scott Levingston	VIC	4.50@14.25m55k	Steven Pge	SA	2550	Joel Shehan	SA	31.3	Steven Pge	SA	2.00@14.25m55k	2550	27.7	1762.79
1986	Adelaide	SA	Mathew Leslie	SA	2.00@14.25m55k	Hayden White	SA	2250	Mathew Leslie	SA	27.7	Mathew Leslie	SA	2.00@14.25m55k	2110	27.7	1696.43
1987	Kurwongbah	QLD				Steven age	SA	2550									-395.26
1988	Canberra	ACT	Craig McNamara	VIC	3.50@14.25m55k	Ryan reen	VIC	2480	Craig McNamara	VIC	28.7	Craig McNamara	VIC	3.50@14.25m55k	1840	28.7	1722.01
1989	Lake Barnigton	TAS	Todd McNamara	VIC	2.50@14.25m55k	Ryan Green	WA	3770	Todd McNamara	VIC	29.3	Todd McNamara	VIC	2.50@14.25m55k	1500	29.3	1676.59
1990	Latrobe Valley	VIC	Todd McNamara	VIC	2.50@13.00m55k	Mark Jackson	VIC	2800	Todd McNamara	VIC	34.1	Todd McNamara	VIC	2.50@13.00m55k	1570	34.1	1984.01
1991	Myuna Bay	NSW	Damien Benjamin	QLD	4.00@14.25m55k	Ryan Green	WA	4830	Curtis Sheers	VIC	32.1	Curtis Sheers	VIC	4.00@16.00m55k	2750	32.1	1895.44
1992	Albany	WA	Curtis Sheers	VIC	5.00@14.25m55k	Curtis Sheers	VIC	3840	Curtis Sheers	VIC	32.1	Curtis Sheers	VIC	5.00@14.25m55k	3840	32.1	2184.85
1993	Moorook	SA	Marcus Hayward	NSW	1.50@14.25m55k	Chris Cockburn	NSW	4880	Marcus Hayward	NSW	31.6	Chris Cockburn	NSW	2.50@14.25m55k	4880	30	2214.06
1994	Canberra	ACT	Dane Puxty	NSW	0.50@13.00m55k	Dane Puxty	NSW	3700	Dane Puxty	NSW	31.8	Dane Puxty	NSW	0.50@13.00m55k	3700	31.8	2178.66
1995	Latrobe Valley	VIC	Dane Puxty	NSW	2.50@13.00m55k	Dane Puxty	NSW	5160	Dane Puxty	NSW	38.3	Dane Puxty	NSW	2.50@13.00m55k	5160	38.3	2691.50
1996	Albury	NSW	Dane Puxty	NSW	3.50@12.00m55k	Dane Puxty	NSW	4710	Dane Puxty	NSW	41.2	Dane Puxty	NSW	3.50@12.00m55k	4710	41.2	2863.25
1997	Nambour	QLD	Andrew McDuff	QLD	1.50@13.00m55k	Brent Schmidt	VIC	4490	Mitchell Cockburn	NSW	26.2	Brent Schmidt	VIC	2.00@14.25m55k	4490	25.4	1964.49
1998	Bonney's Lakes	WA	Joss Odorisio	QLD	1.00@16.00m55k	Mitchell Cockburn	NSW	2640	Ryan Hunt	VIC	28.7	Ryan Hunt	VIC	1.50@16.00m55k	1390	28.7	1511.28
1999	Mulawa	VIC	Jonathon Heys	VIC	5.00@16.00m55k	Mitchell Cockburn	NSW	3340	Jonathon Heys	VIC	29.5	Jonathon Heys	VIC	5.00@16.00m55k	2870	29.5	1828.63
2000	Mulawa	VIC	Jackson Brown	VIC	2.50@14.25m55k	Mitchell Cockburn	NSW	3780	Mitchell Cockburn	NSW	24.6	Mitchell Cockburn	NSW	4.50@16.00m55k	3780	24.6	1763.28
2001	Canberra	ACT	Jackson Brown	VIC	2.00@13.00m55k	Warwick Wiseman	WA	3410	Jordon Scott	SA	29.8	Warwick Wiseman	WA	0.50@13.00m55k	3410	27.6	1968.91
2002	Mulawa	VIC	Mathew Creese	TAS	2.50@14.25m55k	Steven Moss	WA	2310	Chas Hewson	WA	19.4	Chas Hewson	WA	4.50@18.25m55k	2280	19.4	1224.36
2003	Stoney Park	NSW	Mitchell Barber	NSW	4.00@14.25m55k	Alexander Pollock	VIC	2370	Matthew Corroll	VIC	23.3	Alexander Pollock	VIC	5.00@18.25m52k	2370	19.5	1143.67
2004	Bonney's Lakes	WA	Alexander Pollock	VIC	3.00@14.25m55k	Tim Bradstreet	NSW	2840	Matthew Knight	SA	23.4	Alexander Pollock	VIC	3.00@14.25m55k	2840	20.4	1535.85
2005	Stoney Park	NSW	Matthew Knight	SA	1.00@13.00m55k	Timothy Bradstreet	NSW	3430	Josh Carroll	VIC	27.1	Timothy Bradstreet	NSW	4.50@14.25m55k	3430	22.1	1718.82
2006	Adelaide	SA	Alex Pollock	VIC	4.00@13.00m55k	Timothy Bradstreet	NSW	4610	Alex Pollock	VIC	28.9	Alex Pollock	VIC	4.00@13.00m55k	4140	28.9	2192.90
2007	Canberra	ACT	Timothy Bradstreet	NSW	2.00@13.00m55k	Timothy Bradstreet	NSW	5320	Timothy Bradstreet	NSW	31.0	Timothy Bradstreet	NSW	2.00@13.00m55k	5320	31	2418.17
2008	Latrobe Valley	VIC	Callum McMurray	SA	2.50@13.00m55k	Joshua Briant	NSW	6670	Mitchell Cavanagh	WA	30.8	Joshua Briant	NSW	1.50@14.25m55k	6670	26.5	2327.85
2009	Stoney Park	NSW	Joshua Briant	NSW	1.00@12.00m55k	Joshua Briant	NSW	7820	Joshua Briant	NSW	31.8	Joshua Briant	NSW	1.00@12.00m55k	7820	31.8	2916.15
2010	Bonney's Lakes	WA	Craig Jeude	QLD	2.50@12.00m55k	Joshua Briant	NSW	9410	Joshua Briant	NSW	44.3	Joshua Briant	NSW	0.00@13.00m55k	9410	44.3	3525.04
2011	Townsville	QLD	Joshua Wallent	SA	4.00@13.00m55k	Archie Davis	ACT	6650	Archie Davis	ACT	38.3	Archie Davis	ACT	1.00@13.00m55k	6650	38.3	2889.45
2012	Mulwala	VIC	Archie Davis	ACT	0.50@12.00m55k	Archie Davis	ACT	6160	Archie Davis	ACT	39.9	Archie Davis	ACT	0.50@12.00m55k	6160	39.9	2977.00
2013	Stoney Park	NSW	Adam Sedgley	VIC	4.00@13.00m55k	Charlie Davis	ACT	4300	Nicholas Stevens	VIC	32.2	Charlie Davis	ACT	4.00@14.25m55k	4300	26.5	2015.03
2014	Berry Springs	NT	Benjamin Beatty	QLD	2.00@12.00m55k	Bailey Christie	VIC	2840	Jack Christie	VIC	33.3	Jack Christie	VIC	0.50@12.00m55k	2690	33.3	2192.75
2015	Mulwala	SA	Jack Christie	VIC	2.00@12.00m55k	Bailey Christie	VIC	4110	Jack Christie	VIC	34.1	Jack Christie	VIC	2.00@12.00m55k	3140	34.1	2319.03
2016	Stoney Park	TWSA	Bailey Christie	VIC	5.00@12.00m55k	Bailey Christie	VIC	4300	Levi Kelly	NSW	35.4	Bailey Christie	VIC	5.00@12.00m55k	4300	33.6	2527.80
2017	Bonney's Lakes	WA	Bailey Christie	VIC	3.00@12.00m55k	Bailey Christie	VIC	4020	Bailey Christie	VIC	33.5	Bailey Christie	VIC	3.00@12.00m55k	4020	33.5	2445.90
2018	Goondiwindi	QLD	Lucas Cornale	QLD	2.00@11.25m55k	Lucas Cornale	QLD	4170	Levi Kelly	NSW	32.6	Levi Kelly	NSW	4.00@13.00m55k	3430	32.6	2232.05
2019	Moree	NSW	Lucas Cornale	QLD	5.50@12.00m55k	Lucas Cornale	QLD	4130	Lucas Cornale	QLD	30.9	Lucas Cornale	QLD	2.00@11.25m55k	4130	30.9	2449.01
2020	Cancelled																
2021	Mulwala	VIC	Jacob Saddington	VIC	2.00@12.00m55k	Jacob Saddington	VIC	3980	Jacob Saddington	VIC	32.1	Jacob Saddington	VIC	3.50@12.00m55k	3980	32.1	2393.46

			<h1 style="text-align: center;">Australian Nationals History</h1> <h2 style="text-align: center;">Under 14 Girls</h2>														
Year	Location	State	Slalom	State	Score	Tricks	State	Score	Jump	State	Score	Overall	State	Slalom	Trick	Jump	Score
1985	Myuna Bay	NSW	Rachel Buchan	TAS	2.50@14.25m52k	Rachel Buchan	TAS	1790	Nicole Munting	TAS	22.9	Rachel Buchan	TAS	2.50@14.25m52k	1790	22.4	1795.24
1986	Adelaide	SA	Leanne Kelly	SA	5.25@18.25m52k	Nicole Munting	TAS	1500	Nicole Munting	TAS	24.6	Nicole Munting	TAS	0.00@18.25m49k	1500	24.6	1484.45
1987	Kurwongbah	QLD				Rachel Buchan	TAS	1790									
1988	Canberra	ACT	Camille Munting	TAS	4.00@16.00m52k	Cassie Johnson	NSW	2360	Cassie Johnson	NSW	25.2	Cassie Johnson	NSW	2.00@14.25m52k	2360	25.2	2033.85
1989	Lake Barnigton	TAS	Camille Munting	TAS	3.00@13.00m52k	Sally Morris	VIC	2460	Camille Munting	TAS	25.1	Camille Munting	TAS	3.00@13.00m52k	2190	25.1	2121.78
1990	Latrobe Valley	VIC	Felicity Langford	VIC	4.00@16.00m52k	Sally Morris	VIC	3130	Felicity Langford	VIC	22.8	Natasha Jobe	VIC	3.00@18.25m46k	760	18.9	1006.25
1991	Myuna Bay	NSW	Felicity Langford	VIC	2.50@14.25m52k	Karen Jackson	VIC	1390	Felicity Langford	VIC	23.8	Felicity Langford	VIC	2.50@14.25m52k	940	23.8	1704.86
1992	Albany	WA	Karen Jackson	VIC	2.00@14.25m52k	Karen Jackson	VIC	3100	Karen Jackson	VIC	21.9	Karen Jackson	VIC	2.00@14.25m52k	3100	21.9	2008.48
1993	Moorook	SA	Karen Jackson	VIC	2.00@14.25m52k	Karen Jackson	VIC	3100	Karen Jackson	VIC	21.9	Karen Jackson	VIC	2.00@14.25m52k	3100	21.9	2008.48
1994	Canberra	ACT	Belinda Hayward	NSW	1.25@18.25m49k	Elise Cockburn	NSW	2120	Elise Cockburn	NSW	16.6	Elise Cockburn	NSW	3.00@18.25m43k	2120	16.6	1040.71
1995	Latrobe Valley	VIC	Belinda Hayward	NSW	1.00@14.25m52k	Elise Cockburn	NSW	3860	Belinda Hayward	NSW	22.8	Belinda Hayward	NSW	1.00@14.25m52k	2440	22.8	1911.09
1996	Albury	NSW	Kate Gray	VIC	2.50@18.25m52k	Elise Cockburn	NSW	3510	Elise Cockburn	NSW	20.9	Elise Cockburn	NSW	4.50@18.25m49k	3510	20.9	1759.05
1997	Nambour	QLD	Vanessa Leopold	WA	1.00@14.25m52k	Elise Cockburn	NSW	4280	Elise Cockburn	NSW	18.7	Elise Cockburn	NSW	2.50@16.00m52k	4280	18.7	1972.90
1998	Bonney's Lakes	WA	Vanessa Leopold	WA	1.50@13.00m52k	Suzanne Bunn	WA	3050	Vanessa Leopold	WA	32.3	Vanessa Leopold	WA	1.50@13.00m52k	2450	32.3	2504.05
1999	Mulawa	VIC	Teegan Pigdon	NSW	1.00@13.00m52k	Karina Nowlan	NSW	3220	Teegan Pigdon	NSW	26.7	Teegan Pigdon	NSW	1.00@13.00m52k	2380	26.7	2201.91
2000	Mulawa	VIC	Kylie Gray	VIC	3.00@13.00m52k	Tamzyn Roadknight	NSW	2920	Kylie Gray	VIC	27.4	Kylie Gray	VIC	4.00@13.00m52k	1850	27.4	2190.49
2001	Canberra	ACT	Chelsea Scott	SA	4.00@18.25m52k	Chelsea Scott	SA	2600	Laura Christie		17.8	Chelsea Scott	SA	4.00@18.25m52k	2600	18	1540.57
2002	Mulawa	VIC	Chelsea Scott	SA	2.00@14.25m52k	Michale Briant	NSW	5830	Chelsea Scott	SA	16.9	Chelsea Scott	SA	2.00@14.25m52k	3820	16.9	1894.33
2003	Stoney Park	NSW	Chelsea Scott	SA	4.50@16.00m52k	Chelsea Scott	SA	3730	Kate Pollock	VIC	18.7	Chelsea Scott	SA	4.50@16.00m52k	3730	15.5	1744.85
2004	Bonney's Lakes	WA	Michale Briant	NSW	5.00@13.00m52k	Elissa Irwin	WA	2670	Kate Pollock	VIC	21.2	Kate Pollock	VIC	3.00@16.00m52k	2110	21.2	1697.40
2005	Stoney Park	NSW	Elissa Irwin	WA	2.00@14.25m52k	Elissa Irwin	WA	3250	Elissa Irwin	WA	21.0	Elissa Irwin	WA	2.00@14.25m52k	3250	21	1991.78
2006	Adelaide	SA	Alyce Bradstreet	NSW	1.50@13.00m52k	Jacinta Carroll	VIC	3560	Jacinta Carroll	VIC	26.8	Jacinta Carroll	VIC	1.00@16.00m52k	3560	26.8	2215.27
2007	Canberra	ACT	Sophie Bechaz	VIC	3.00@14.25m52k	Kayla Harward	VIC	2040	Jacinta Clegg	QLD	17.1	Jacinta Clegg	QLD	2.50@14.25m52k	1850	15.8	1476.56
2008	Latrobe Valley	VIC	Samantha Mead	WA	0.50@13.00m52k	Kayla Harward	VIC	2240	Teagan Burns	VIC	20.2	Teagan Burns	VIC	0.50@14.25m52k	1950	20.2	1679.71
2009	Stoney Park	NSW	Ruby DiSalvo	QLD	1.50@13.00m52k	Bianca Mulach	ACT	3360	Teagan Burns	VIC	24.2	Teagan Burns	VIC	3.50@14.25m52k	2530	24.2	2042.72
2010	Bonney's Lakes	WA	Maggie Disalvo	QLD	1.00@13.00m52k	Bianca Mulach	ACT	4490	Stephanie Griffiths	NSW	24.6	Carly O'Toole	NSW	0.00@18.25m52k	3170	19.1	1631.68
2011	Townsville	QLD	Carly O'Toole	NSW	1.00@13.00m52k	Katelyn Miller	NSW	4240	Jasmine Burns	NSW	24.1	Carly O'Toole	NSW	1.00@13.00m52k	2920	23.8	2158.80
2012	Mulwala	VIC	Katelyn Miller	NSW	2.50@13.00m52k	Katelyn Miller	NSW	4250	Riley Ashcroft	NSW	21.2	Katelyn Miller	NSW	2.00@13.00m52k	4250	18.3	2152.60
2013	Stoney Park	NSW	Casey Wooderson	NSW	1.50@13.00m52k	Sarah O'Toole	NSW	3480	Briana Mcgrady	NSW	26.1	Casey Wooderson	NSW	0.50@13.00m52k	3130	25.8	2289.49
2014	Berry Springs	NT	Briana Mcgrady	NSW	2.00@13.00m52k	Tayla Simmonds	NSW	4770	Briana Mcgrady	NSW	32.4	Briana Mcgrady	NSW	2.00@13.00m52k	3410	32.4	2699.11
2015	Mulwala	SA	Georgia Cavanagh	WA	2.00@13.00m52k	Sade Ferguson	QLD	3220	Sade Ferguson	QLD	24.2	Sade Ferguson	QLD	2.00@14.25m52k	3220	24.2	2146.12
2016	Stoney Park	TWSA	Sierra Nowlan	NSW	4.00@12.00m52k	Tayla Simmonds	#N/A	6200	Layne Moroney	VIC	23.8	Sade Ferguson	QLD	2.50@12.00m52k	3490	32.5	2835.28
2017	Bonney's Lakes	WA	Sade Ferguson	QLD	1.50@11.25m52k	Sade Ferguson	QLD	4600	Abbey Teague	QLD	33.3	Sade Ferguson	QLD	1.50@11.25m52k	4600	31.5	3084.00
2018	Goondiwindi	QLD	Abbey Teague	QLD	1.00@11.25m52k	Abbey Teague	QLD	3930	Abbey Teague	QLD	33.1	Abbey Teague	QLD	1.00@11.25m52k	3890	33.1	3021.11
2019	Moree	NSW	Isabel Shaw	NSW	2.50@13.00m52k	Lara Butlin	NSW	3560	Gabrielle Brien	VIC	24.3	Lara Butlin	NSW	0.50@13.00m52k	2186	22.1	1926.31
2020	Cancelled																
2021	Mulwala	VIC	Erica Hayes	NSW	3.00@12.00m52k	Erica Hayes	NSW	4430	Kristy Appleton	QLD	26.7	Erica Hayes	NSW	3.00@12.00m52k	2542	22.9	2185.25

[Back to Top](#)

			Australian Nationals History														
			Under 12 Boys														
Year	Location	State	Slalom	State	Score	Tricks	State	Score	Jump	State	Score	Overall	State	Slalom	Trick	Jump	Score
2019	Moree	NSW	Daniel Finnimore	NSW	5.50@12.00m52k	Fletcher Green	WA	2690	Jacob Saddington	VIC	21.5	Jacob Saddington	VIC	1.00@12.00m52k	2420	21.5	2075.67
2020	Cancelled																
2021	Mulwala	VIC	Cameron Shaw	NSW	3.00@14.25m52k	Cameron Shaw	NSW	1640	Cameron Shaw	NSW	14.9	Cameron Shaw	NSW	3.00@14.25m52k	1640	14.9	1521.10

[Back to Top](#)

			Australian Nationals History														
			Under 12 Girls														
Year	Location	State	Slalom	State	Score	Tricks	State	Score	Jump	State	Score	Overall	State	Slalom	Trick	Jump	Score
2019	Moree	NSW	Jada Sweeney	VIC	1.00@13.00m55k	Erica Hayes	NSW	2370	Jada Sweeney	VIC	17.3	Erica Hayes	NSW	2.00@14.25m55k	2370	15.3	1997.63
2020	Cancelled																
2021	Mulwala	VIC	Zarhli Reeves	QLD	2.00@14.25m55k	Laura Hayes	NSW	3760	Zarhli Reeves	QLD	15.7	Zarhli Reeves	QLD	2.00@14.25m55k	2280	15.7	1993.31

			<h1 style="text-align: center;">Australian Nationals History</h1> <h2 style="text-align: center;">Under 10 Boys</h2>														
Year	Location	State	Slalom	State	Score	Tricks	State	Score	Jump	State	Score	Overall	State	Slalom	Trick	Jump	Score
1986	Adelaide	SA				Ross Brain	NSW	660									
1987	Kurwongbah	QLD															
1988	Canberra	ACT				Luke Radcliffe	ACT	820									
1989	Lake Barnigton	TAS				Brad Priekulis	VIC	1620									
1990	Latrobe Valley	VIC				Joel Wing	NSW	1030									
1991	Myuna Bay	NSW				Andrew Morris	VIC	1840									
1992	Albany	WA				Dane Puxty	NSW	2670									
1993	Moorook	SA				Brent Schmidt	VIC	1790									
1994	Canberra	ACT				Mitchell Cockburn	NSW	890									
1995	Latrobe Valley	VIC				John Henson	NSW	1320									
1996	Albury	NSW				Mitchell Cockburn	NSW	2120									
1997	Nambour	QLD				Jackson Brown	VIC	1120									
1998	Bonney's Lakes	WA				Chas Hewson	WA	1070									
1999	Mulawa	VIC				Steven Moss	WA	1090									
2000	Mulawa	VIC				Brent Gray	VIC	240									
2001	Canberra	ACT				Lewis Brown	VIC	810									
2002	Mulawa	VIC				Tim Bradstreet	NSW	1120									
2003	Stoney Park	NSW	Tim Bradstreet	NSW	2.50@16.00m49k	Tim Bradstreet	NSW	1810				Tim Bradstreet	NSW	2.50@16.00m49k	1810		1280.37
2004	Bonney's Lakes	WA	Josh Briant	NSW	1.50@18.25m43k	Joshua Briant	NSW	2480				Josh Briant	NSW	1.50@18.25m43k	2480		1136.39
2005	Stoney Park	NSW	Joshua Briant	NSW	3.00@18.25m46k	Joshua Briant	NSW	3230				Joshua Briant	NSW	3.00@18.25m46k	3230		1446.84
2006	Adelaide	SA	Joshua Briant	NSW	2.00@16.00m49k	Joshua Briant	NSW	4090				Joshua Briant	NSW	2.00@16.00m49k	4090		1842.17
2007	Canberra	ACT	Patrick Crisp	VIC	2.00@16.00m49k	Joshua Wallent	SA	1150				Joshua Wallent	SA	2.50@18.25m49k	1020		984.51
2008	Latrobe Valley	VIC	Travis Dunkley	WA	2.50@16.00m49k	Archie Davis	ACT	1070				Travis Dunkley	WA	2.50@16.00m49k	1020		1082.87
2009	Stoney Park	NSW	Adam Brady	WA	4.50@16.00m49k	Ryan Burns	VIC	840				Joel Pearson	QLD	4.50@18.25m49k	960		1002.30
2010	Bonney's Lakes	WA	Charlie Davis	ACT	1.50@16.00m49k	Charlie Davis	ACT	2590				Charlie Davis	ACT	1.50@18.25m49k	2590		1360.61
2011	Townsville	QLD	Jack Christie	VIC	1.00@13.00m49k	Mack Davis	ACT	2990				Mack Davis	ACT	4.00@18.25m49k	2990		1501.60
2012	Mulwala	VIC	Mack Davis	ACT	3.50@14.25m49k	Mack Davis	ACT	4000				Mack Davis	ACT	3.50@16.00m49k	4000		1844.26
2013	Stoney Park	NSW	Bailey Christie	VIC	5.00@13.00m49k	Bailey Christie	VIC	2570				Bailey Christie	VIC	5.00@14.25m49k	2570		1609.71
2014	Berry Springs	NT	Benjamin Mcgrady	NSW	2.00@14.25m49k	Benjamin Mcgrady	NSW	2530				Benjamin Mcgrady	NSW	2.00@16.00m49k	2530		1452.17
2015	Mulwala	SA	Benjamin Mcgrady	NSW	3.00@14.25m49k	Benjamin Mcgrady	NSW	3630				Benjamin Mcgrady	NSW	3.00@16.00m49k	3630		1743.57
2016	Stoney Park	TWSA	Lucas Cornale	QLD	4.00@13.00m49k	Lucas Cornale	QLD	1970				Lucas Cornale	QLD	4.00@13.00m49k	1970		1541.68
2017	Bonney's Lakes	WA	Fletcher Green	WA	1.00@16.00m49k	Fletcher Green	WA	2020				Fletcher Green	WA	1.00@16.00m49k	2020		1308.28
2018	Goondiwindi	QLD	Fletcher Green	WA	3.00@16.00m49k	Fletcher Green	WA	2560				Fletcher Green	WA	3.00@16.00m49k	2560		1476.07
2019	Moree	NSW	Cameron Shaw	NSW	2.00@13.00m49k	Tiger Stone	NSW	1630				Cameron Shaw	NSW	2.00@13.00m49k	1560		1406.39
2020	Cancelled																
2021	Mulwala	VIC	Taj Reeves	QLD	4.00@14.25m49k	Taj Reeves	QLD	1740				Taj Reeves	QLD	4.00@14.25m49k	1740		1385.82



Australian Nationals History

Under 10 Girls



Year	Location	State	Slalom	State	Score	Tricks	State	Score	Jump	State	Score	Overall	State	Slalom	Trick	Jump	Score
1986	Adelaide	SA				Camille Munting	TAS	1480									
1987	Kurwongbah	QLD															
1988	Canberra	ACT				Karen Jackson	VIC	490									
1989	Lake Barnigton	TAS				Karen Jackson	VIC	1090									
1990	Latrobe Valley	VIC				Melanie Underwood	WA	940									
1991	Myuna Bay	NSW				Melanie Underwood	WA	1520									
1992	Albany	WA				Elise Cockburn	NSW	1290									
1993	Moorook	SA				Elise Cockburn	NSW	2080									
1994	Canberra	ACT				Lindsey Cockburn	NSW	1540									
1995	Latrobe Valley	VIC				Tegan Pigdon	NSW	1970									
1996	Albury	NSW				Suzanne Bunn	WA	1750									
1997	Nambour	QLD				Karina Nowlan	NSW	2250									
1998	Bonney's Lakes	WA				Michale Briant	NSW	2770									
1999	Mulawa	VIC				Michale Briant	NSW	2770									
2000	Mulawa	VIC				Michale Briant	NSW	3690									
2001	Canberra	ACT				Elissa Irwin	WA	930									
2002	Mulawa	VIC				Elissa Irwin	WA	1440									
2003	Stoney Park	NSW	Jacinta Carroll	VIC	3.00@18.25m34k	Madeline Weston	NSW	1410				Madeline Weston	NSW	3.00@18.25m34k	1410		764.28
2004	Bonney's Lakes	WA	Samanatha Mead	WA	3.00@18.25m37k	Chole Kinnear	WA	570						3.00@18.25m37k	650		583.23
2005	Stoney Park	NSW				Brook Irwin	WA	440				Grace Cavanagh	WA				
2006	Adelaide	SA	Bianca Mulach	ACT	2.00@18.25m28k	Bianca Mulach	ACT	660				Bianca Mulach	ACT	2.00@18.25m28k	660		275.43
2007	Canberra	ACT	Bianca Mulach	ACT	0.00@18.25m43k	Bianca Mulach	ACT	1750				Bianca Mulach	ACT	0.00@18.25m43k	1200		933.00
2008	Latrobe Valley	VIC	Sarah O'Toole	NSW	4.00@18.25m28k	Sarah O'Toole	NSW	1670				Sarah O'Toole	NSW	4.00@18.25m28k	1670		646.76
2009	Stoney Park	NSW	Sarah O'Toole	NSW	2.00@18.25m46k	Sarah O'Toole	NSW	2130				Sarah O'Toole	NSW	2.00@18.25m46k	2130		1406.04
2010	Bonney's Lakes	WA	Olivia Dowding	WA	3.50@18.25m46k	Tayla Simmonds	NSW	790				Olivia Dowding	WA	3.50@18.25m46k	780		934.31
2011	Townsville	QLD	Georgia Cavanagh	WA	4.00@18.25m49k	Tayla Simmonds	NSW	2990				Tayla Simmonds	NSW	0.50@18.25m46k	2990		1697.63
2012	Mulwala	VIC	Tayla Simmonds	NSW	1.50@18.25m46k	Tayla Simmonds	NSW	3740				Tayla Simmonds	NSW	1.50@18.25m46k	3740		1989.75
2013	Stoney Park	NSW	Tayla Simmonds	NSW	3.00@16.00m49k	Tayla Simmonds	NSW	3830				Tayla Simmonds	NSW	3.00@16.00m49k	3830		2244.15
2014	Berry Springs	NT	Ruby Simmonds	NSW	3.00@18.25m43k	Ruby Simmonds	NSW	1630				Ruby Simmonds	NSW	3.00@18.25m43k	1630		1140.25
2015	Mulwala	SA	Ruby Simmonds	NSW	1.00@18.25m49k	Ruby Simmonds	NSW	2760				Ruby Simmonds	NSW	1.00@18.25m49k	2760		1736.02
2016	Stoney Park	TWSA	Isabel Shaw	NSW	2.00@14.25m49k	Ruby Simmonds	QLD	2840				Ruby Simmonds	QLD	1.00@14.25m49k	2840		1945.76
2017	Bonney's Lakes	WA	Jada Sweeney	VIC	2.25@18.25m49k	Erica Hayes	NSW	1540				Erica Hayes	NSW	2.25@18.25m49k	1540		1291.59
2018	Goondiwindi	QLD	Erica Hayes	NSW	1.00@14.25m49k	Erica Hayes	NSW	2160				Erica Hayes	NSW	1.00@14.25m49k	2160		1695.76
2019	Moree	NSW	Zarhli Reeves	QLD	2.00@16.00m49k	Laura Hayes	NSW	1480				Daisy Green	WA	2.00@16.00m49k	1410		1338.05
2020	Cancelled																
2021	Mulwala	VIC	Selina Appleton	QLD	2.00@16.00m49k	Selina Appleton	QLD	2560				Selina Appleton	QLD	2.00@16.00m49k	2560		1760.85



Australian Nationals History

Over 45 Men



Year	Location	State	Slalom	State	Score	Tricks	State	Score	Jump	State	Score	Overall	State	Slalom	Trick	Jump	Score
1985	Myuna Bay	NSW	Graham Budd	WA	4.00@13.00m55k	Tony Cunningham	VIC	1650	Tony Cunningham	VIC	31.1	Graham Budd	WA	4.00@13.00m55k	1240	30.8	1267.64
1986	Adelaide	SA	Graham Budd	WA	4.50@13.00m55k	Graham Budd	WA	1790	Graham Budd	WA	29.3	Graham Budd	WA	4.50@13.00m55k	1790	29.3	1341.13
1987	Kurwongbah	QLD				Tony Cunningham	VIC	1650									
1988	Canberra	ACT	Allan Dagg	WA	4.00@13.00m55k	Graham Budd	WA	1100	Allan Dagg	WA	33.3	Allan Dagg	WA	4.00@13.00m55k	2310	33.3	1531.58
1989	Lake Barnigton	TAS	Graham Budd	WA	3.50@13.00m55k	Bob Neville	QLD	3920	Tony Cunningham	VIC	31.5	Graham Budd	WA	3.50@13.00m55k	2170	32.5	1473.49
1990	Latrobe Valley	VIC	Graham Budd	WA	1.50@12.00m55k	Richard Crisp	VIC	3290	Graham Budd	WA	30.7	Graham Budd	WA	1.50@12.00m55k	1970	30.7	1477.97
1991	Myuna Bay	NSW	Graham Budd	WA	3.50@13.00m55k	Richard Crisp	VIC	3090	Graham Budd	WA	31.5	Graham Budd	WA	3.50@13.00m55k	2170	31.5	1447.17
1992	Albany	WA	John Boardman		1.00@12.00m55k	Bob Neville	QLD	3730	Graham Budd	WA	30.1	Allan Dagg	WA	2.00@13.00m55k	2730	30.4	1488.60
1993	Moorook	SA	Frank Bonney	WA	4.50@16.00m55k	Richard Crisp	VIC	3150	Graham Budd	WA	30.1	Graham Budd	WA	3.00@13.00m55k	2060	30.1	1378.85
1994	Canberra	ACT	Bob Beazley	NSW	3.00@14.25m55k	Richard Crisp	VIC	3090	Allan Dagg	WA	30.1	Allan Dagg	WA	2.00@13.00m55k	2420	30.1	1423.29
1995	Latrobe Valley	VIC	Bob Beazley	NSW	3.00@16.00m55k	Richard Crisp	VIC	3090	Bob Beazley	NSW	29.4	Bob Beazley	NSW	3.00@16.00m55k	1610	29.4	1010.43
1996	Albury	NSW	Bob Beazley	NSW	2.00@16.00m55k	Richard Crisp	VIC	2990	Bob Beazley	NSW	28.4						
1997	Nambour	QLD	Geoff Schmidt	VIC	4.50@16.00m55k	Richard Crisp	VIC	2450	0 0								
1998	Bonney's Lakes	WA	Ian Briant	WA	2.00@12.00m55k	Richard Crisp	VIC	2840	Ian Briant	WA	32.9	Ian Briant	WA	2.00@12.00m55k	1540	32.9	1467.35
1999	Mulawa	VIC	Brian Heys	VIC	3.00@13.00m55k	Richard Crisp	VIC	2580	Greg Rogerson	QLD	25.2	Greg Rogerson	QLD	4.00@18.25m52k	300	25.2	412.87
2000	Mulawa	VIC	Brian Heys	VIC	2.50@13.00m55k	Richard Crisp	VIC	1880	Owen Staines	VIC	29.3						
2001	Canberra	ACT	Brian Heys	VIC	2.50@13.00m55k	Brian Heys	VIC	2080	Owen Staines	VIC	29.3	Owen Staines	VIC	2.50@18.25m55k	1370	29.3	818.91
2002	Mulawa	VIC	James Bradstreet	NSW	0.00@12.00m55k	Brian Heys	VIC	2280	Owen Staines	VIC	29.3						
2003	Stoney Park	NSW	James Bradstreet	NSW	2.50@12.00m55k	Mark Louder	NSW	1600	Waldie Priekulis	VIC	36.8	Owen Staines	VIC	0.50@13.00m55k	1650	31.4	1281.58
2004	Bonney's Lakes	WA	James Bradstreet	NSW	2.00@11.25m55k	Owen Staines	VIC	2030	Mark Louder	NSW	33.2	Owen Staines	VIC	2.50@14.25m55k	2030	30.5	1239.38
2005	Stoney Park	NSW	James Bradstreet	NSW	3.00@12.00m55k	Mark Louder	NSW	1630	Mark Louder	NSW	34.6	Mark Louder	NSW	3.00@18.25m55k	1630	34.6	1017.64
2006	Adelaide	SA	Steve Whitcroft	VIC	3.50@13.00m55k	Mark Louder	NSW	1830	Mark Louder	NSW	32.1	Mark Louder	NSW	3.50@18.25m55k	1830	32.1	1000.00
2007	Canberra	ACT	Bruce Cockburn	NSW	1.00@11.25m55k	Wayne Briant	NSW	2360	Waldie Priekulis	VIC	36.0	Waldie Priekulis	VIC	2.00@13.00m55k	1210	35.6	1343.96
2008	Latrobe Valley	VIC	James Bradstreet	NSW	1.00@11.25m55k	Mark Louder	NSW	1660	Mark Louder	NSW	33.3	Mark Louder	NSW	0.50@14.25m55k	1660	33.3	1200.10
2009	Stoney Park	NSW	Bruce Cockburn	NSW	3.00@11.25m55k	Wayne Briant	NSW	2080	Mark Louder	NSW	35.0	Mark Louder	NSW	2.00@14.25m55k	1830	35	1309.65
2010	Bonney's Lakes	WA	John Adams	VIC	4.00@14.25m55k	Wayne Briant	NSW	2130	Col Pearson	QLD	21.7	Col Pearson	QLD	5.00@18.25m52k	890	21.7	452.24
2011	Townsville	QLD	Wayne Briant	NSW	3.50@12.00m55k	Wayne Briant	NSW	2210	Mark Louder	NSW	38.5	Mark Louder	NSW	2.00@14.25m55k	1750	38.5	1386.94
2012	Mulwala	VIC	John Adams	VIC	5.50@12.00m55k	Wayne Briant	NSW	2370	Mark Louder	NSW	40.8	Mark Louder	NSW	4.50@14.25m55k	1870	40.8	1525.24
2013	Stoney Park	NSW	Barry Mason	NSW	3.50@11.25m55k	Greg Cooper	QLD	2040	Graham Ashcroft	NSW	42.7	Graham Ashcroft	NSW	0.50@13.00m55k	1010	42.7	1460.43
2014	Berry Springs	NT	John Adams	VIC	4.00@11.25m55k	Greg Cooper	QLD	2370	Mark Baylis	SA	34.6	Mark Baylis	SA	3.25@13.00m55k	2040	34.6	1499.12
2015	Mulwala	SA	John Adams	VIC	1.50@11.25m55k	Greg Cooper	QLD	2010	Graham Ashcroft	NSW	43.3	Mark Baylis	SA	4.00@13.00m55k	1890	36	1524.85
2016	Stoney Park	TWSA	Greg Dalgarno	#N/A	4.00@12.00m55k	Greg Cooper	#N/A	2440	Graham Ashcroft	#N/A	41.0	Peter Schouten	TAS	3.00@13.00m55k	2190	33.4	1489.77
2017	Bonney's Lakes	WA	Damon Nottle	WA	4.00@11.25m55k	Andrew Beazley	QLD	3830	Andrew Beazley	QLD	41.9	Andrew Beazley	QLD	5.00@12.00m55k	3830	41.9	2194.93
2018	Goondiwindi	QLD	John Adams	#N/A	3.00@11.25m55k	Andrew Beazley	QLD	3610	Andrew Beazley	QLD	41.0	Andrew Beazley	QLD	2.00@12.00m55k	3610	41	2063.84
2019	Moree	NSW	Brad Williams	QLD	2.50@11.25m55k	Mark Macdonald	VIC	1250	Mark Macdonald	VIC	35.1	Mark Macdonald	VIC	2.00@13.00m55k	1250	35.1	1312.04
2020	Cancelled																
2021	Mulwala	VIC	Paul Sheehy	QLD	5.00@12.00m55k	Mark Macdonald	VIC	1570	Mark Macdonald	VIC	35.5	Mark Macdonald	VIC	5.00@14.25m55k	1570	35.5	1315.74



Australian Nationals History

Over 55 Men



Year	Location	State	Slalom	State	Score	Tricks	State	Score	Jump	State	Score	Overall	State	Slalom	Trick	Jump	Score
1994	Canberra	ACT	Graham Budd	WA	2.00@13.00m52k	Graham Budd	WA	1850	Graham Budd	WA	30.3	Graham Budd	WA	2.00@13.00m55k	1850	30.3	1640.94
1995	Latrobe Valley	VIC	Frank Bonney	WA	5.00@16.00m52k	Tony Cunningham	VIC	2000	Tony Cunningham	VIC	25.0	Tony Cunningham	VIC	4.00@18.25m52k	2000	25	1051.89
1996	Albury	NSW	Graham Budd	WA	1.00@13.00m52k	Graham Budd	WA	1770	Graham Budd	WA	30.3	Graham Budd	WA	1.00@13.00m55k	1770	30.3	1597.07
1997	Nambour	QLD	Graham Budd	WA	2.50@13.00m52k	Graham Budd	WA	2050	Graham Budd	WA	29.5	Graham Budd	WA	2.50@13.00m55k	2050	29.5	1679.54
1998	Bonney's Lakes	WA	Frank Bonney	WA	2.00@14.25m52k	Bob Beazley	NSW	1460	Bob Beazley	NSW	26.7	Bob Beazley	NSW	1.00@16.00m55k	1460	26.7	1123.78
1999	Mulawa	VIC	Graham Budd	WA	2.00@13.00m52k	Graham Budd	WA	1610	Trevor Pratt	VIC	29.6	Graham Budd	WA	2.00@13.00m55k	1610	30.8	1586.77
2000	Mulawa	VIC	Graham Budd	WA	1.00@12.00m52k	Tony Cunningham	VIC	1360	Graham Budd	WA	16.5	Graham Budd	WA	1.00@12.00m55k	1430	16.5	1029.03
2001	Canberra	ACT	Graham Budd	WA	1.00@13.00m52k	Bob Beazley	NSW	1600	Bob Beazley	NSW	21.9	Bob Beazley	NSW	2.25@18.25m52k	1600	21.9	764.70
2002	Mulawa	VIC	Graham Budd	WA	2.00@14.25m52k	Richard Crisp	VIC	1980	Bob Beazley	NSW	19.9	Bob Beazley	NSW	3.00@18.25m46k	1090	19.9	309.73
2003	Stoney Park	NSW	Frank Bonney	WA	2.00@14.25m52k	Richard Crisp	VIC	2580	Bob Beazley	NSW	20.1	Bob Beazley	NSW	4.50@18.25m46k	1310	20.1	415.11
2004	Bonney's Lakes	WA	Graham Budd	WA	4.00@13.00m49k	Richard Crisp	VIC	2580	Trevor Pratt	VIC	26.7	Trevor Pratt	VIC	4.00@16.00m55k	700	26.7	942.89
2005	Stoney Park	NSW	Frank Bonney	WA	3.00@16.00m52k	Richard Crisp	VIC	2750									
2006	Adelaide	SA	Frank Bonney	WA		Richard Crisp	VIC										
2007	Canberra	ACT	Alan Dagg	WA	2.00@12.00m52k	Richard Crisp	VIC	1630									
2008	Latrobe Valley	VIC	Alan Dagg	WA	0.50@12.00m52k	Alan Dagg	WA	1770	Waldie Priekulis	VIC	36.9	Waldie Priekulis	VIC	2.25@12.00m55k	1490	36.9	1921.36
2009	Stoney Park	NSW	Kent Stewart	WA	2.00@14.25m55k	Waldie Priekulis	VIC	1690	Waldie Priekulis	VIC	36.3	Waldie Priekulis	VIC	2.00@11.25m55k	1690	36.3	2067.35
2010	Bonney's Lakes	WA	Ian Briant	WA	4.00@13.00m55k	Alan Dagg	WA	2050	Waldie Priekulis	VIC	31.2						
2011	Townsville	QLD	Greig Little	QLD	1.50@13.00m55k	Richard Crisp	VIC	1730	Waldie Priekulis	VIC	32.2	Waldie Priekulis	VIC	4.00@18.25m46k	750	32.2	734.85
2012	Mulwala	VIC	Greg Little	QLD	1.50@13.00m55k	Brian Woolley	NSW	1050									
2013	Stoney Park	NSW	Greig Little	QLD	2.00@12.00m55k	Mark Louder	NSW	1990	Mark Louder	NSW	36.0	Mark Louder	NSW	1.50@13.00m55k	1990	36	1912.76
2014	Berry Springs	NT	Greig Little	QLD	3.00@13.00m55k	Owen Staines	QLD	2220	Mark Louder	NSW	39.5	Mark Louder	NSW	5.00@14.25m55k	1820	39.5	1958.29
2015	Mulwala	SA	Greig Little	QLD	2.00@13.00m55k	Mark Louder	NSW	1680	Mark Louder	NSW	38.9	Mark Louder	NSW	3.50@14.25m55k	1680	38.9	1861.24
2016	Stoney Park	TWSA	Mark Louder	NSW	4.00@14.25m55k	Mark Louder	NSW	1710	Mark Louder	NSW	38.4	Mark Louder	NSW	4.00@14.25m55k	1710	38.4	1859.22
2017	Bonney's Lakes	WA	Greig Little	QLD	2.00@12.00m55k	Damian Cooper	WA	1740	Mark Louder	NSW	36.9	Mark Louder	NSW	3.00@14.25m55k	1910	36.9	1840.35
2018	Goondiwindi	QLD	Greig Little	QLD	2.00@12.00m55k	Mark Louder	NSW	1750	Mark Louder	NSW	35.7	Mark Louder	NSW	2.00@14.25m55k	1750	35.7	1721.48
2019	Moree	NSW	Chris Veal	VIC	3.00@13.00m55k	Mark Louder	NSW	1990	Mark Louder	NSW	34.9	Mark Louder	NSW	4.00@14.25m55k	1990	34.9	1880.63
2020	Cancelled																
2021	Mulwala	VIC	Wayne Briant	NSW	2.50@12.00m55k	Wayne Briant	NSW	1660	Mark Louder	NSW	36.1	Mark Louder	NSW	0.50@13.00m55k	1510	36.1	1819.17



Australian Nationals History

Team Results



	Location	State	Winner	Score	NSW	Rank	VIC	Rank	SA	Rank	WA	Rank	QLD	Rank	ACT	Rank	TAS	Rank	NT	Rank
1985	Myuna Bay	NSW	VICTORIA	9000	8586	4	9000	1	8625.124	3	6744.3	6	8654.48	2	5579.95	7	7559.23	5		
1986	Adelaide	SA	NEW SOUTH WALES	8506	8506	1	8268.36	4	8501.826	2	7631.9	6	8456.57	3	2529.54	7	7934.78	5		
1987	Kurwongbah	QLD																		
1988	Canberra	ACT	QUEENSLAND	9000	8970	2	8402.95	3	7130.003	6	8258.7	4	9000	1	5514.54	7	7826.60	5		
1989	Lake Barnigton	TAS	VICTORIA	8991	8246	3	8991.38	1	7369.31	5	7637.7	4	8862.39	2	4134.71	7	6135.30	6		
1990	Latrobe Valley	VIC	NEW SOUTH WALES	9000	9000	1	8708.74	2	7847.025	4	7651.7	5	8575.63	3	5392.1	7	6209.81	6		
1991	Myuna Bay	NSW	VICTORIA	8842.9752	8789	2	8842.98	1	7430.758	5	8133.6	4	8547.62	3	5004.67	6	4619.39	7		
1992	Albany	WA	VICTORIA	9000	8719	2	9000	1	4078.367	6	8006.6	3	6834.74	4	5034.47	5	3047.89	7		
1993	Moorook	SA	VICTORIA	8885.1455	8875	2	8885.15	1	4700.555	5	6649.7	3	4872.63	4	4601.28	6				
1994	Canberra	ACT	NEW SOUTH WALES	8807.2031	8807	1	8595.04	2	2847.826	7	8487.9	3	3224.92	6	6121	4	4761.27	5		
1995	Latrobe Valley	VIC	NEW SOUTH WALES	9000	9000	1	9000	2	3326.063	7	5937.5	4	6018.9	3	3885.18	6	4828.34	5		
1996	Albury	NSW	NEW SOUTH WALES	9000	9000	1	8638.48	3	3638.115	6	8430.5	4	8852.75	2	4398.55	5	921.57	7		
1997	Nambour	QLD	VICTORIA	8989.2665	8977	2	8989.27	1	2677.273	6	8773.8	3	8582.34	4	2920.79	5				
1998	Bonney's Lakes	WA	NEW SOUTH WALES	9000	9000	1	8835.51	3	2705.882	5	8858.1	2	7298.93	4	1000	6				
1999	Mulawa	VIC	NEW SOUTH WALES	8913.7931	8914	1	8899.13	2	6241.745	6	8486.7	3	6406.52	4	2988.76	7	6346.10	5		
2000	Mulawa	VIC	VICTORIA	8838.4615	8564	3	8838.46	1	7479.011	4	8584.2	2	5102.82	6	5538.06	5	3000.00	7		
2001	Canberra	ACT	VICTORIA	8874.8395	8829	2	8874.84	1	8690.052	4	8770.0	3	6262.89	5	5671.97	6	3277.90	7		
2002	Mulawa	VIC	NEW SOUTH WALES	8976	8976	1	8359.93	3	7910.755	4	8894.8	2	4896.15	5	4293.94	7	4447.39	6		
2003	Stoney Park	NSW	NEW SOUTH WALES	8910.0529	8910	1	8606.49	2	7608.526	3	7260.6	5	7362.43	4	2037.16	6	590.00	7		
2004	Bonney's Lakes	WA	SOUTH AUSTRALIA	8957	8605	2	8417.43	3	8956.522	1	8348.6	4	7431.65	5	3859.76	6				
2005	Stoney Park	NSW	NEW SOUTH WALES	8723	8724	1	7955.81	4	8682.844	2	8605.4	3	7744.37	5	3308.16	6				
2006	Adelaide	SA	NEW SOUTH WALES	8981	8981	1	8774.77	2	8063.681	4	7594.4	5	8296.69	3	7160.91	6				
2007	Canberra	ACT	NEW SOUTH WALES	9000	9000	1	8403.99	3	6869.212	4	8911.8	2	6511.83	5	6352.2	6				
2008	Latrobe Valley	VIC	NEW SOUTH WALES	8933	8933	1	8468	3	6699	5	8576.0	2	7008	4	5256	6				
2009	Stoney Park	NSW	NEW SOUTH WALES	9000	9000	1	8735	3	6654	5	8787.0	2	7036	4	5666	6				
2010	Bonney's Lakes	WA	NEW SOUTH WALES	7594	7544	1	6133	2	5226	5	6094.0	3	4424	6	5598	4				
2011	Townsville	QLD	NEW SOUTH WALES	10531	10531	1	9514	2	5860	6	7051.0	3	6912	4	6543	5	1415.00	8	1820	7
2012	Mulwala	VIC	NEW SOUTH WALES		7930	1	7709.3	2	5033.88	6	6654.6	4	6682.88	3	5813.41	5	2042.54	7	1831.8	8
2013	Stoney Park	NSW	NEW SOUTH WALES		7793	1	7247.44	3	5269.4	5	7289.1	2	6418.4	4	3139.28	6	2585.17	7		
2014	Berry Springs	NT	NEW SOUTH WALES	7793.39	7793	1	7247.44	3	5269.4	5	7289.1	2	6418.4	4	3139.28	6	2585.17	7		
2015	Mulwala	SA	NEW SOUTH WALES	7800.43	7800	1	6051.66	3	5497.98	4	4512.5	6	6414.83	2	4747.88	5	3943.51	7		
2016	Stoney Park	TWSA	NEW SOUTH WALES	7891.32	7891	1	7202.96	3	4913.74	4	3887.6	7	7359.93	2	4704.62	5	4533.06	6		
2017	Bonney's Lakes	WA	QUEENSLAND	7872.7	6696	2	6462.91	3	4225.07	5	6161.2	4	7872.7	1	3749.62	7	4068.63	6		
2018	Goondiwindi	QLD	QUEENSLAND	8000.84	7196	2	6667.33	3	5065.66	5	5785.5	4	8000.84	1	3758.07	7	4942.16	6		
2019	Moree	NSW	VICTORIA	7582.33	7550	2	7582.33	1	4311.89	6	5450.0	4	6543.77	3	5115.2	5	3316.92	7		
2020	Cancelled																			
2021	Mulwala	VIC	QUEENSLAND	8167.91	7399	2	7382.43	3	3584.34	5	1789.0	6	8167.91	1	4496.69	4	667.03	7	637.25	8